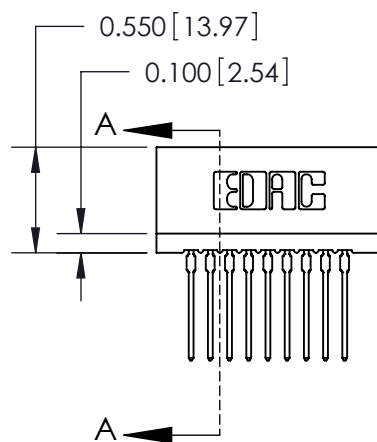
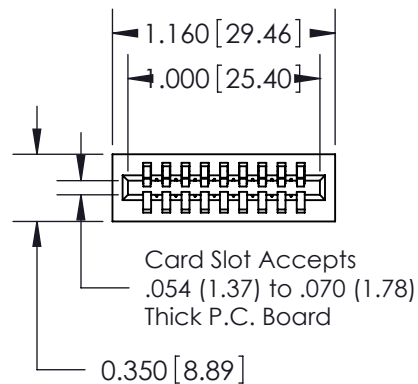


Contact Information

545-Wire Wrap, High Point - Tail LG.=.560(14.22)

.100" (2.54mm) Contact Spacing x .200" (5.08mm) Row Spacing



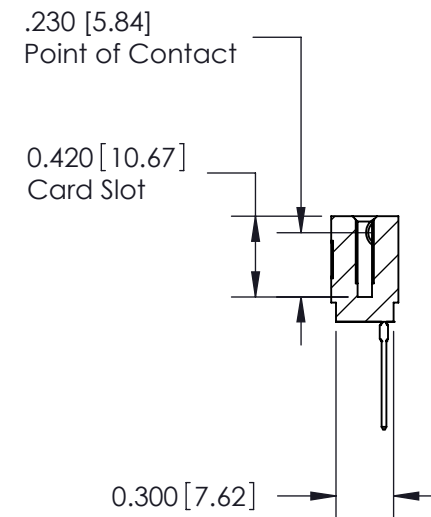
THIS IS A C.A.D. GENERATED DRAWING
DO NOT MAKE MANUAL REVISIONS TO MASTER



ISSUE NUMBER

ORIGINAL

1



See Sheet 2 for Features and Specifications

725 Series Ultra-Mate Card Edge Connector - Press Fit

Part Number: 725-009-545-101



YOUR CONNECTION TO QUALITY & SERVICE

EDAC INC
TORONTO, ONTARIO
CANADA

THESE DRAWINGS AND SPECIFICATIONS
ARE THE PROPERTY OF EDAC INC. AND
SHALL NOT BE REPRODUCED, OR COPIED
OR USED AS THE BASIS FOR THE
MANUFACTURE OR SALE OF APPARATUS
WITHOUT WRITTEN PERMISSION.

ACAD REFERENCE NO. 725-ENG MASTER

DRAWN: J.LEE SECTION A-A

CHECKED: DATE:

SCALE: SHEET 1 OF 2

DRAWING NUMBER 725-ENG MASTER

ISSUE
1



Features

- CSA Approved and UL Recognized
- .100 (2.54) Contact Spacing x .200 (5.08) Row Spacing
- Accepts .062 (1.57) Nominal Thickness P.C. Board
- Low Profile Insulator Body, .550 (13.97) with End Notch Option
- Ultra-Mate Compliant Section for Gas-Tight Reliable Connection in Plated Through Holes Eliminates Soldering Operations
- Contact Termination Options Include P.C. Tail and .025 (0.64) Square Wire Wrap
- Single or Dual Row Configurations
- Accepts Between Contact and In-Contact Polarizing Keys
- Tools Available for Insulator and Contact Removal. Simple "Flat Rock" Tooling is Used for Contact Installation

Specifications

- Insulator Material: Thermoplastic Polyester, UL 94V-0, Colour: Black
- Contact Material: Copper, Nickel,
- Contact Plating: 30 Microinches (0.76 Microns) Gold on the Mating Area, Tin on the Compliant Section and Contact Tails, Nickel Underplate. Other Plating Options Available Upon Request.
- Current Rating: 2 Amperes Continuous
- Contact Resistance: 10 Milliohms Maximum
- Dielectric Withstanding Voltage: 1200 V AC rms at Sea Level Between Adjacent Contacts
- Insulation Resistance: 5000 Megohms Minimum
- Operating Temperature: -65 to +105 Degrees C
- Daughter Board Insertion Force: 16 oz (4.45 N) Maximum per Contact Pair When Tested with a .070 (1.78) Thick Gauge
- Daughter Board Withdrawal Force: 1 oz (0.28 N) Minimum per Contact Pair When Tested with a .054 (1.37) Thick Gauge
- Contact Insertion into Hole: 20 lbs (89 N) Maximum
- Contact Retention in Hole: 10 lbs (44 N) Minimum
- Re-Insertability of Hole: 3 Times Minimum

725 Series Ultra-Mate Card Edge Connector - Press Fit

Features and Specifications



YOUR CONNECTION TO QUALITY & SERVICE

EDAC INC
TORONTO, ONTARIO
CANADA

THESE DRAWINGS AND SPECIFICATIONS
ARE THE PROPERTY OF EDAC INC. AND
SHALL NOT BE REPRODUCED, OR COPIED
OR USED AS THE BASIS FOR THE
MANUFACTURE OR SALE OF APPARATUS
WITHOUT WRITTEN PERMISSION.

ACAD REFERENCE NO. 725-ENG MASTER

DRAWN: J.LEE DATE: AUG.31/09

CHECKED: DATE:

SCALE: SHEET 2 OF 2

DRAWING NUMBER 725-ENG MASTER ISSUE 1