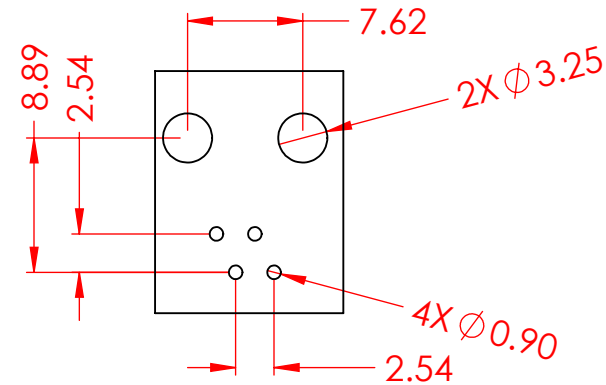
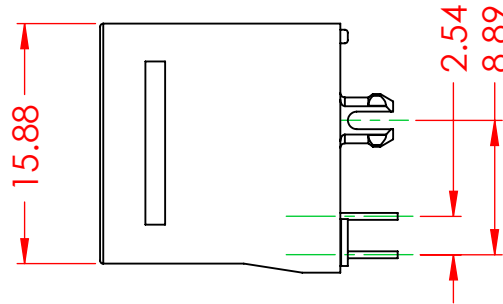
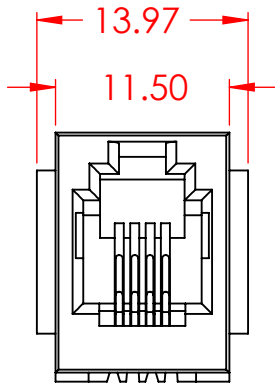


TOLERANCE UNLESS OTHERWISE SPECIFIED	
.X	±0.25
.XX	±0.13
.XXX	±0.05

THIS IS A C.A.D. GENERATED DRAWING
DO NOT MAKE MANUAL REVISIONS TO MASTER.



ISSUE NUMBER	
ORIGINAL	①



RECOMMENDED PCB LAYOUT

NOTES:

1. MATERIALS:

INSULATOR: NYLON, BLACK, UL 94V-0

CONTACT: COPPER ALLOY, 15µ" GOLD PLATING ON CONTACT AREA
ALL OVER NICKEL UNDERPLATING.

2. VOLTAGE RATING: 125V AC RMS

3. CURRENT RATING: 1.5A

4. CONTACT RESISTANCE: 20 mΩ MAX

5. INSULATOR RESISTANCE: 1000 MΩ MIN @ 500V DC

6. DIELECTRIC WITHSTANDING: 1000V AC OR 1500V DC RMS AT 1.5mA 50Hz/60Hz
FOR 1 MIN

7. DURABILITY: 750 CYCLES MIN

8. MATING/UNMATING FORCE: 30N/3.06KG MAX

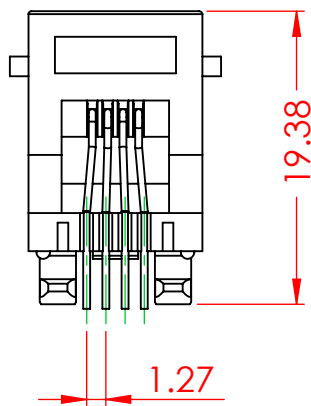
9. RETENTION STRENGTH: 30N MIN FOR 60 S +15 S

10. OPERATING TEMP: -40°C TO +85°C

11. STORAGE TEMP: -40°C TO +85°C; RELATIVE HUMIDITY <80%P

12. WAVE SOLDERING TEMP: 260+15°C FOR 5~10 SECONDS

13. MATES WITH MODULAR PLUG CONFORMING TO FCC PART 68, SUBPART F.



RJ11, VERTICAL, UNSHIEDED

ACAD REFERENCE NO.: J21 Assembly	
DRAWN: Y.Z	DATE: DEC.16/2019
CHECKED:	DATE:
SCALE: 2:1	SHEET 1 OF 1
DRAWING NUMBER: J21 Assembly	ISSUE
PART NUMBER: J21014431N00033	1



THIS SERIES FULLY CONFORMS TO
THE EUROPEAN UNION DIRECTIVES
2011/65/EU FOR RoHS COMPLIANCY.



EDAC INC
TORONTO, ONTARIO
CANADA
YOUR CONNECTION TO QUALITY & SERVICE

THESE DRAWINGS AND SPECIFICATIONS
ARE THE PROPERTY OF EDAC INC., AND
SHALL NOT BE REPRODUCED, OR COPIED
OR USED AS THE BASIS FOR THE
MANUFACTURE OR SALE OF APPARATUS
WITHOUT WRITTEN PERMISSION.