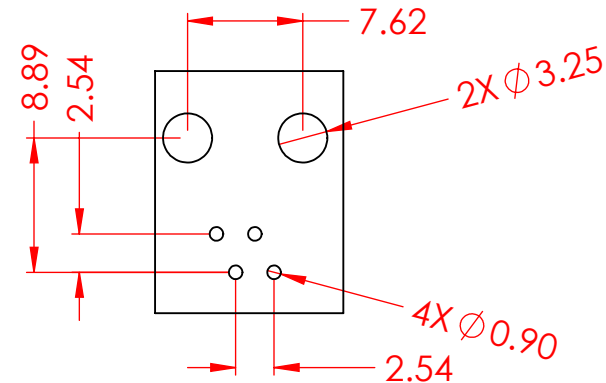
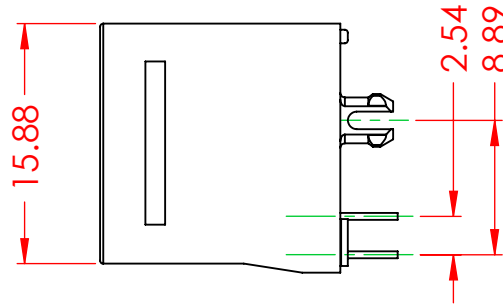
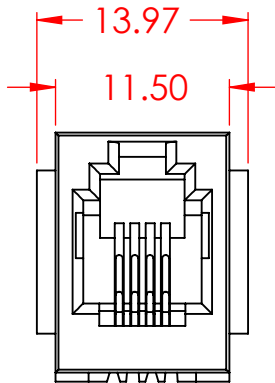


TOLERANCE UNLESS OTHERWISE SPECIFIED	
.X	±0.25
.XX	±0.13
.XXX	±0.05

THIS IS A C.A.D. GENERATED DRAWING  
DO NOT MAKE MANUAL REVISIONS TO MASTER.



ISSUE NUMBER	
ORIGINAL	①



RECOMMENDED PCB LAYOUT

NOTES:

1. MATERIALS:

INSULATOR: PBT, BLACK, UL 94V-0

CONTACT: COPPER ALLOY, 50µ" GOLD PLATING ON CONTACT AREA  
ALL OVER NICKEL UNDERPLATING.

2. VOLTAGE RATING: 125V AC RMS

3. CURRENT RATING: 1.5A

4. CONTACT RESISTANCE: 20 mΩ MAX

5. INSULATOR RESISTANCE: 1000 MΩ MIN @ 500V DC

6. DIELECTRIC WITHSTANDING: 1000V AC OR 1500V DC RMS AT 1.5mA 50Hz/60Hz  
FOR 1 MIN

7. DURABILITY: 750 CYCLES MIN

8. MATING/UNMATING FORCE: 30N/3.06KG MAX

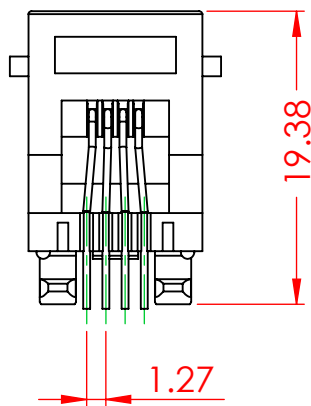
9. RETENTION STRENGTH: 30N MIN FOR 60 S +15 S

10. OPERATING TEMP: -40°C TO +85°C

11. STORAGE TEMP: -40°C TO +85°C; RELATIVE HUMIDITY <80%P

12. WAVE SOLDERING TEMP: 260+15°C FOR 5~10 SECONDS

13. MATES WITH MODULAR PLUG CONFORMING TO FCC PART 68, SUBPART F.



RJ11, VERTICAL, UNSHIEDED

ACAD REFERENCE NO.: J21 Assembly	
DRAWN: Y.Z	DATE: DEC.16/2019
CHECKED:	DATE:
SCALE: 2:1	SHEET 1 OF 1
DRAWING NUMBER: J21 Assembly	ISSUE
PART NUMBER: J21014491P00033	1



THIS SERIES FULLY CONFORMS TO  
THE EUROPEAN UNION DIRECTIVES  
2011/65/EU FOR RoHS COMPLIANCY.



EDAC INC  
TORONTO, ONTARIO  
CANADA  
YOUR CONNECTION TO QUALITY & SERVICE

THESE DRAWINGS AND SPECIFICATIONS  
ARE THE PROPERTY OF EDAC INC., AND  
SHALL NOT BE REPRODUCED, OR COPIED  
OR USED AS THE BASIS FOR THE  
MANUFACTURE OR SALE OF APPARATUS  
WITHOUT WRITTEN PERMISSION.