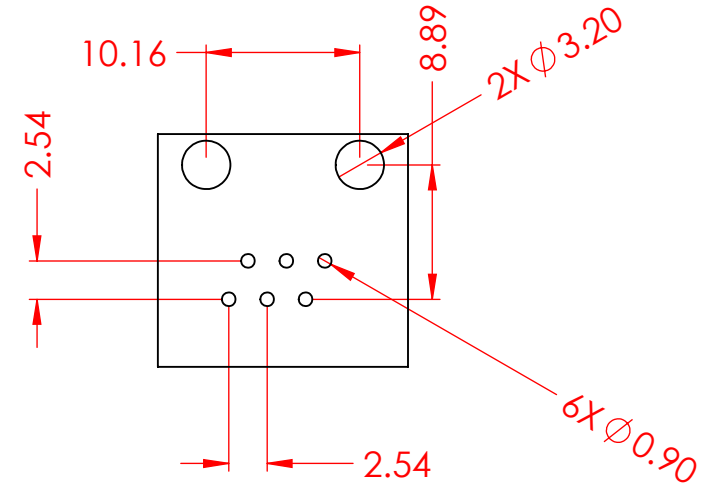
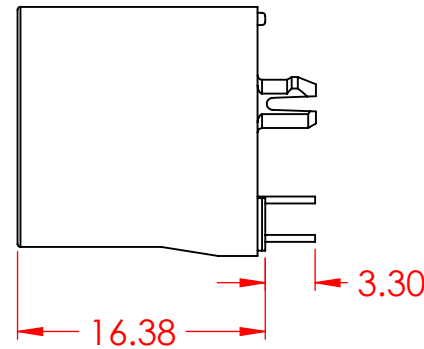
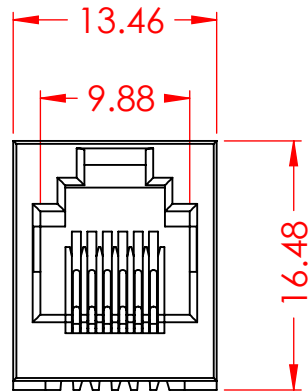


TOLERANCE UNLESS OTHERWISE SPECIFIED	
.X	±0.25
.XX	±0.13
.XXX	±0.05

THIS IS A C.A.D. GENERATED DRAWING
DO NOT MAKE MANUAL REVISIONS TO MASTER.



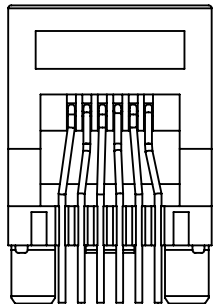
ISSUE NUMBER	
ORIGINAL	①



RECOMMENDED PCB LAYOUT

NOTES:
MATERIAL:
HOUSING: PBT, UL94V-0, BLACK COLOR
CONTACT: PHOSPHOR BRONZE PLATED WITH SELECTIVE
GOLD PLATING AND 15μ" OF GOLD ON CONTACT AREA

TEMPERATURE RANGE: -40°C TO +85°C
DURABILITY: 750 CYCLES MIN
WAVE SOLDERING: 260°C±5°C FOR 5~10 SECONDS
MATING FORCE: 30N MAX
VOLTAGE RATING: 125V rms
CURRENT RATING: 1.5A
CONTACT RESISTANCE: 20mΩ MAX
INSULATION RESISTANCE: 1000 MΩ MIN
DIELECTRIC WITHSTANDING: 1000V AC / 1500V DC
AT 0.5mA, 50Hz / 60Hz FOR 1 MINUTE




THIS SERIES FULLY CONFORMS TO
THE EUROPEAN UNION DIRECTIVES
2011/65/EU FOR RoHS COMPLIANCY.



EDAC INC
TORONTO, ONTARIO
CANADA
YOUR CONNECTION TO QUALITY & SERVICE

THESE DRAWINGS AND SPECIFICATIONS
ARE THE PROPERTY OF EDAC INC., AND
SHALL NOT BE REPRODUCED, OR COPIED
OR USED AS THE BASIS FOR THE
MANUFACTURE OR SALE OF APPARATUS
WITHOUT WRITTEN PERMISSION.

RJ11,TOP ENTRY		ACAD REFERENCE NO.: J24 Assembly		
		DRAWN: Y.ZHANG	DATE: DEC.13/2019	
		CHECKED:	DATE:	
 <div>EDAC INC TORONTO, ONTARIO CANADA YOUR CONNECTION TO QUALITY & SERVICE</div>	THESE DRAWINGS AND SPECIFICATIONS ARE THE PROPERTY OF EDAC INC.,AND SHALL NOT BE REPRODUCED,OR COPIED OR USED AS THE BASIS FOR THE MANUFACTURE OR SALE OF APPARATUS WITHOUT WRITTEN PERMISSION.	SCALE: 2:1	SHEET 1 OF 1	
		DRAWING NUMBER: J24 Assembly		ISSUE
		PART NUMBER: J24016631P00031		1