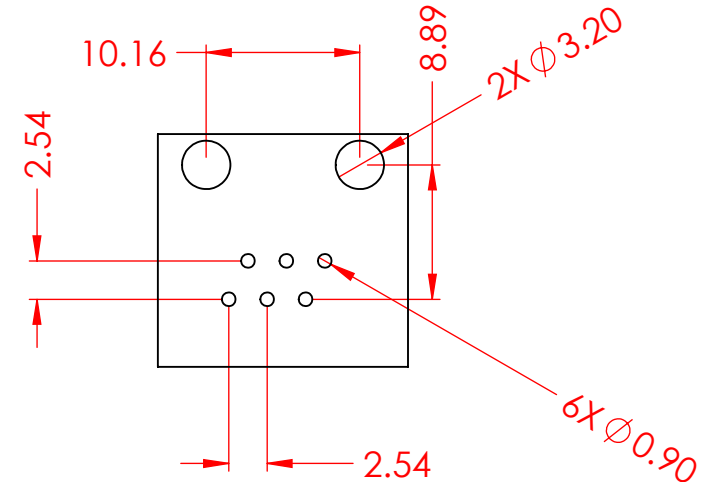
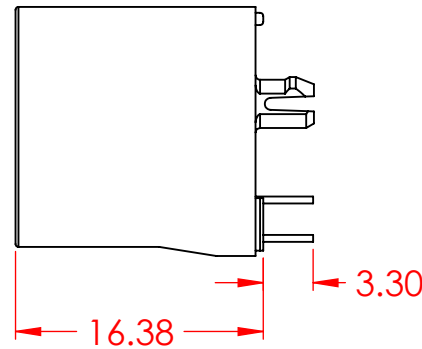
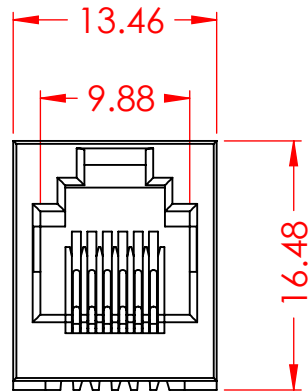


TOLERANCE UNLESS OTHERWISE SPECIFIED	
.X	±0.25
.XX	±0.13
.XXX	±0.05

THIS IS A C.A.D. GENERATED DRAWING
DO NOT MAKE MANUAL REVISIONS TO MASTER.



ISSUE NUMBER
ORIGINAL ①



RECOMMENDED PCB LAYOUT

NOTES:

MATERIAL:

HOUSING: PBT, UL94V-0, BLACK COLOR

CONTACT: PHOSPHOR BRONZE PLATED WITH SELECTIVE
GOLD PLATING AND 50μ" OF GOLD ON CONTACT AREA

TEMPERATURE RANGE:

-40°C TO +85°C

DURABILITY:

750 CYCLES MIN

WAVE SOLDERING:

260°C±5°C FOR 5~10 SECONDS

MATING FORCE:

30N MAX

VOLTAGE RATING:

125V rms

CURRENT RATING:

1.5A

CONTACT RESISTANCE:

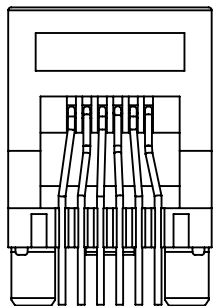
20mΩ MAX

INSULATION RESISTANCE:

1000 MΩ MIN

DIELECTRIC WITHSTANDING: 1000V AC / 1500V DC

AT 0.5mA, 50Hz / 60Hz FOR 1 MINUTE



RJ11,TOP ENTRY

ACAD REFERENCE NO.: J24 Assembly

DRAWN: Y.ZHANG

DATE: DEC.13/2019

CHECKED:

DATE:

SCALE: 2:1

SHEET 1 OF 1

DRAWING NUMBER: J24 Assembly

ISSUE

PART NUMBER: J24016691P00031

1



THIS SERIES FULLY CONFORMS TO
THE EUROPEAN UNION DIRECTIVES
2011/65/EU FOR RoHS COMPLIANCY.



YOUR CONNECTION TO QUALITY & SERVICE

EDAC INC
TORONTO, ONTARIO
CANADA

THESE DRAWINGS AND SPECIFICATIONS
ARE THE PROPERTY OF EDAC INC., AND
SHALL NOT BE REPRODUCED, OR COPIED
OR USED AS THE BASIS FOR THE
MANUFACTURE OR SALE OF APPARATUS
WITHOUT WRITTEN PERMISSION.