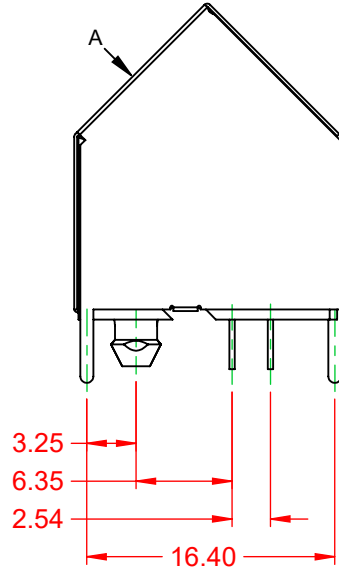
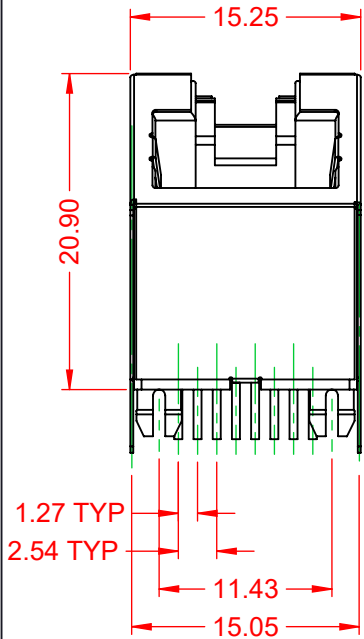


TOLERANCE UNLESS OTHERWISE SPECIFIED	
.X	±0.25
.XX	±0.13
.XXX	±0.05

THIS IS A C.A.D. GENERATED DRAWING
DO NOT MAKE MANUAL REVISIONS TO MASTER.



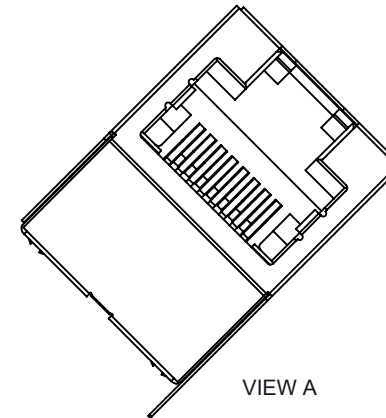
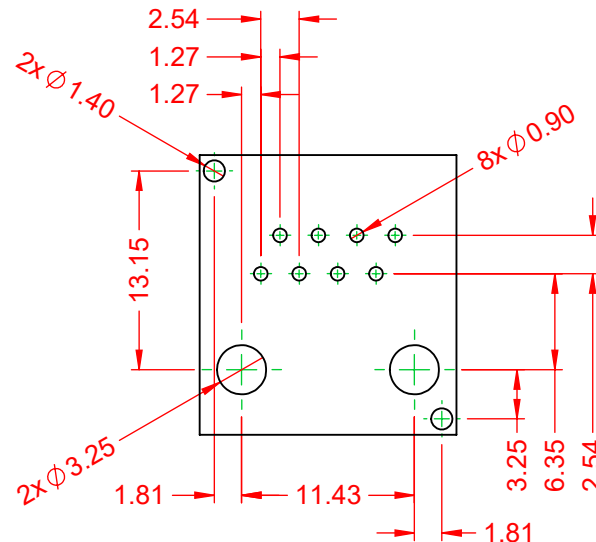
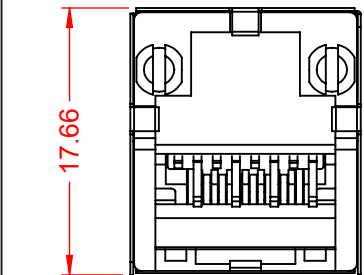
ISSUE NUMBER	
ORIGINAL	①



NOTES:

1. **MATERIALS:**
 INSULATOR: PBT, BLACK, UL 94V-0
 CONTACT: PHOSPHOR BRONZE, SELECT 15µ" GOLD PLATING ON CONTACT AREA TIN ON TAILS OVER NICKEL
2. **VOLTAGE RATING:** 125 VAC RMS
3. **CURRENT RATING:** 1.5 AMPS @25°C
4. **CONTACT RESISTANCE:** 20mΩ MAX
5. **INSULATOR RESISTANCE:** 1000 MΩ MIN @ 500V DC
6. **DIELECTRIC WITHSTANDING:** 1000V AC CONTACT TO CONTACT OR 1500VDC CONTACT TO SCREEN AND TEST PANEL @0.5mA 50Hz OR 60Hz 1 MIN
7. **DURABILITY:** 750 CYCLES MIN
8. **MATING/UNMATING FORCE:** 30N/3.06KG MAX
9. **RETENTION STRENGTH:** 50N MIN FOR 60 S +15 S
10. **OPERATING TEMP:** -40°C TO +85°C
11. **STORAGE TEMP:** -40°C TO +85°C RELATIVE HUMIDITY <80%
12. **WAVE SOLDERING TEMP:** 260+15°C FOR 5~10 SECONDS

MATES WITH MODULAR PLUG CONFORMING TO FCC PART 68, SUBPART F.



RJ45, 45°		ACAD REFERENCE NO.: J2T Assembly	
		DRAWN: Y.Z	DATE: January 10, 2020
EDAC EDAC INC TORONTO, ONTARIO CANADA YOUR CONNECTION TO QUALITY & SERVICE		CHECKED:	DATE:
		SCALE:	SHEET 1 OF 1
THESE DRAWINGS AND SPECIFICATIONS ARE THE PROPERTY OF EDAC INC., AND SHALL NOT BE REPRODUCED, OR COPIED OR USED AS THE BASIS FOR THE MANUFACTURE OR SALE OF APPARATUS WITHOUT WRITTEN PERMISSION.			DRAWING NUMBER: J2T Assembly
			PART NUMBER: J2T018835P00111
			ISSUE 1



THIS SERIES FULLY CONFORMS TO THE EUROPEAN UNION DIRECTIVES 2011/65/EU FOR RoHS COMPLIANCY.