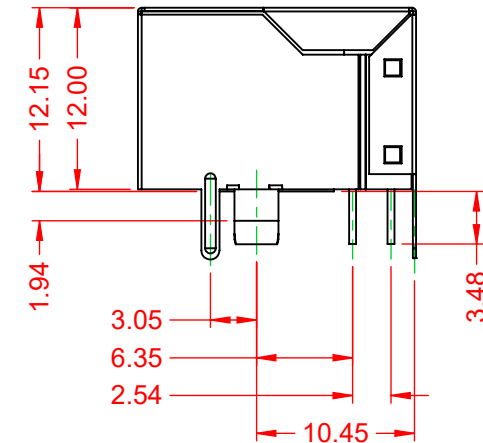
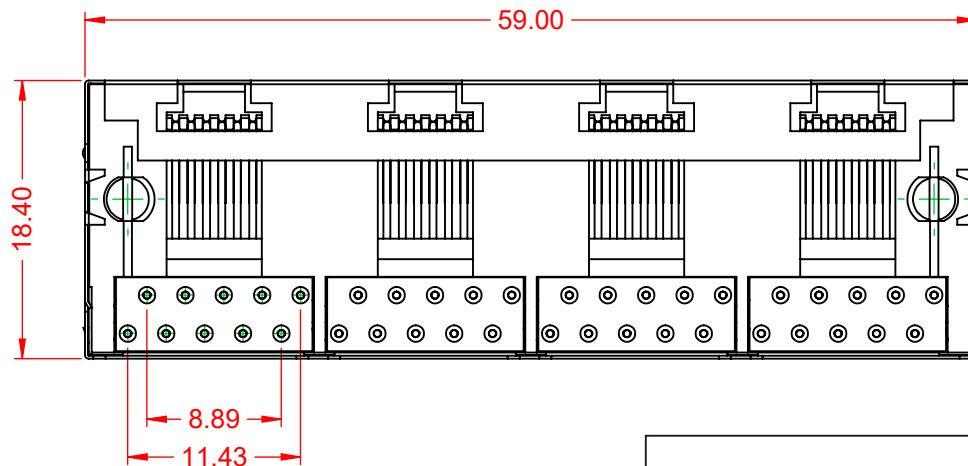
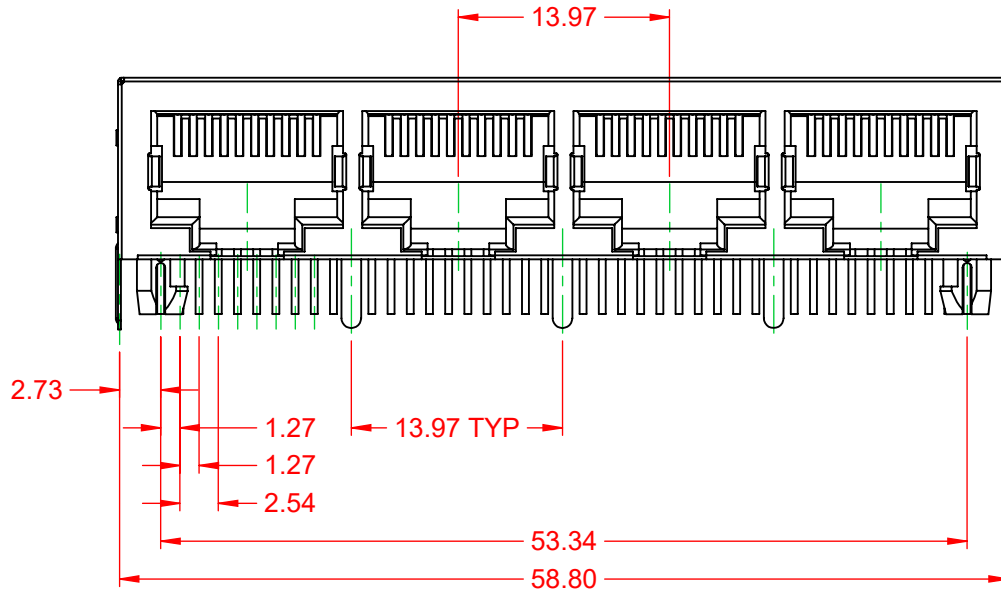


TOLERANCE UNLESS OTHERWISE SPECIFIED	
.X	±0.25
.XX	±0.13
.XXX	±0.05

THIS IS A C.A.D. GENERATED DRAWING  
DO NOT MAKE MANUAL REVISIONS TO MASTER.



ISSUE NUMBER	
ORIGINAL	①



#### NOTES:

##### 1. MATERIALS:

INSULATOR:

CONTACT:

PBT, BLACK, UL 94V-0

PHOSPHOR BRONZE,

SELECT 50μ" GOLD PLATING ON CONTACT AREA

TIN ON TAILS OVER NICKEL

##### 2. VOLTAGE RATING:

##### 3. CURRENT RATING:

##### 4. CONTACT RESISTANCE:

##### 5. INSULATOR RESISTANCE:

##### 6. DURABILITY:

##### 7. MATING/UNMATING FORCE:

##### 8. RETENTION STRENGTH:

##### 9. OPERATING TEMP:

##### 10. STORAGE TEMP:

125 VAC RMS

1.5 AMPS @25°C

20mΩ MAX

1000 MΩ MIN @ 500V DC

1000V AC CONTACT TO CONTACT OR

1500VDC CONTACT TO SCREEN AND TEST PANEL

@0.5mA 50Hz OR 60Hz 60s

750 CYCLES MIN

30N/3.06KG MAX

30N MIN FOR 60s ±5s

-40°C TO +85°C

-40°C TO +85°C RELATIVE HUMIDITY <80%

MATES WITH MODULAR PLUG CONFORMING TO FCC PART 68, SUBPART F.



THIS SERIES FULLY CONFORMS TO  
THE EUROPEAN UNION DIRECTIVES  
2011/65/EU FOR RoHS COMPLIANCY.



YOUR CONNECTION TO QUALITY & SERVICE

EDAC INC  
TORONTO, ONTARIO  
CANADA

THESE DRAWINGS AND SPECIFICATIONS  
ARE THE PROPERTY OF EDAC INC., AND  
SHALL NOT BE REPRODUCED, OR COPIED  
OR USED AS THE BASIS FOR THE  
MANUFACTURE OR SALE OF APPARATUS  
WITHOUT WRITTEN PERMISSION.

## RJ45, 4 PORTS, RIGHT ANGLE PCB MOUNT

ACAD REFERENCE NO.: J60 Assembly

DRAWN: C.B

DATE: January 16, 2020

CHECKED:

DATE:

SCALE: 1:1

SHEET 1 OF 2

DRAWING NUMBER: J60 Assembly

ISSUE

PART NUMBER: J60018892P00101

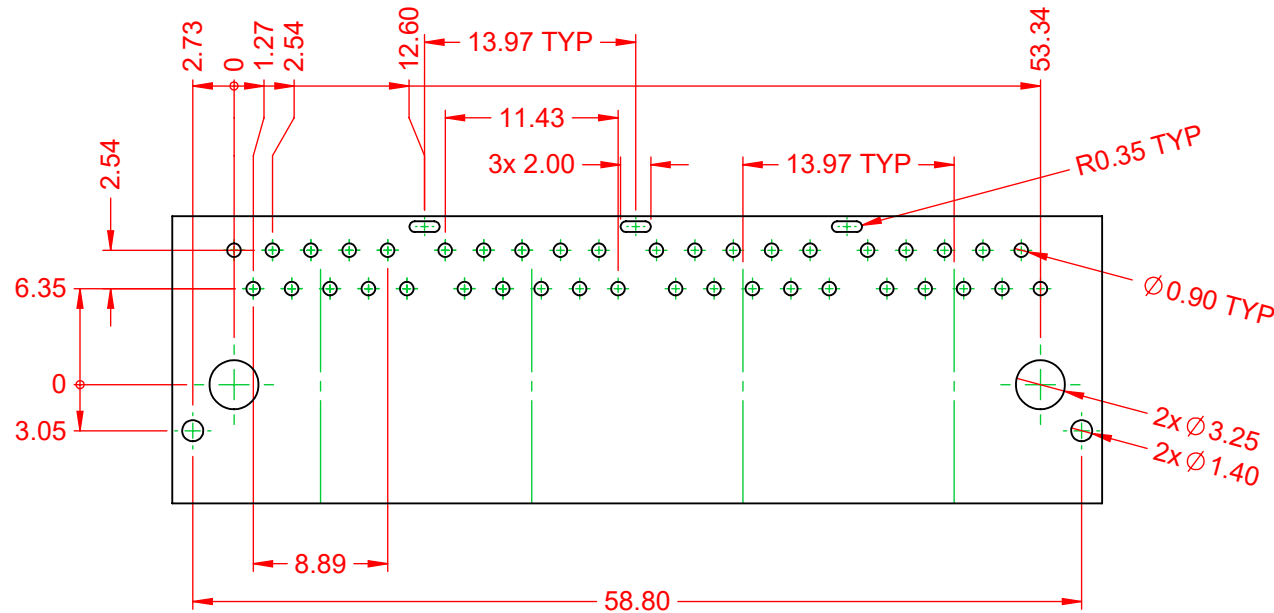
1

TOLERANCE UNLESS OTHERWISE SPECIFIED	
.X	±0.25
.XX	±0.13
.XXX	±0.05

THIS IS A C.A.D. GENERATED DRAWING  
DO NOT MAKE MANUAL REVISIONS TO MASTER.



ISSUE NUMBER	
ORIGINAL	1



SUGGESTED PCB LAYOUT



THIS SERIES FULLY CONFORMS TO  
THE EUROPEAN UNION DIRECTIVES  
2011/65/EU FOR RoHS COMPLIANCY.



EDAC INC  
TORONTO, ONTARIO  
CANADA  
YOUR CONNECTION TO QUALITY & SERVICE

THESE DRAWINGS AND SPECIFICATIONS  
ARE THE PROPERTY OF EDAC INC., AND  
SHALL NOT BE REPRODUCED, OR COPIED  
OR USED AS THE BASIS FOR THE  
MANUFACTURE OR SALE OF APPARATUS  
WITHOUT WRITTEN PERMISSION.

ACAD REFERENCE NO.: J60 Assembly	
DRAWN: C.B	DATE: January 16, 2020
CHECKED:	DATE:
SCALE: 2:1	SHEET 2 OF 2
DRAWING NUMBER: J60 Assembly	ISSUE 1
PART NUMBER: J60018892P00101	