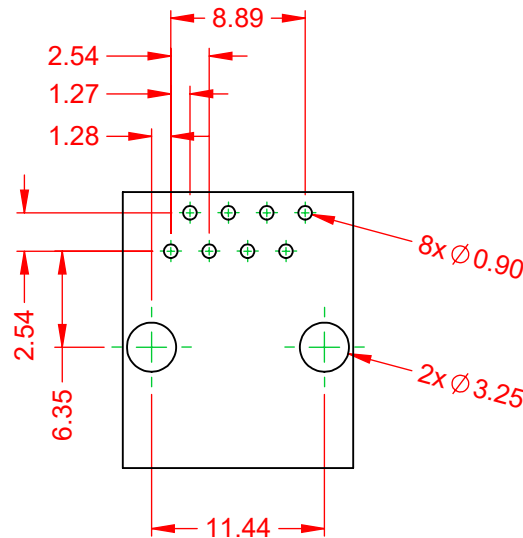
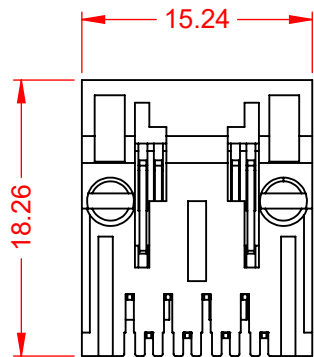
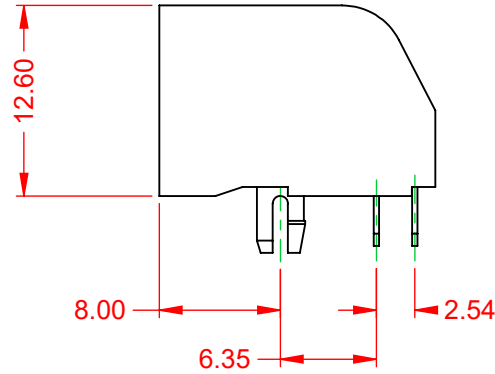
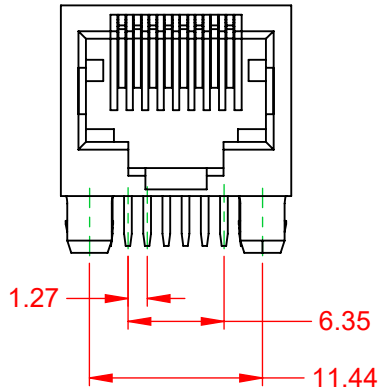


TOLERANCE UNLESS OTHERWISE SPECIFIED	
.X	±0.25
.XX	±0.13
.XXX	±0.05

THIS IS A C.A.D. GENERATED DRAWING  
DO NOT MAKE MANUAL REVISIONS TO MASTER.



ISSUE NUMBER	
ORIGINAL	①



RECOMMENDED PCB LAYOUT

NOTES:

1. MATERIALS:

INSULATOR:  
CONTACT:

PBT, BLACK, UL 94V-0  
PHOSPHOR BRONZE,  
SELECT 50µ" GOLD PLATING ON CONTACT AREA  
TIN ON TAILS OVER NICKEL  
125 VAC RMS  
1.5 AMPS @25°C  
20mΩ MAX  
1000 MΩ MIN @ 500V DC  
1000V AC CONTACT TO CONTACT OR  
1500VDC CONTACT TO SCREEN AND TEST PANEL  
@0.5mA 50Hz OR 60Hz 60s

2. VOLTAGE RATING:

3. CURRENT RATING:

4. CONTACT RESISTANCE:

5. INSULATOR RESISTANCE:

5. DIELECTRIC WITHSTANDING:

6. DURABILITY:

7. MATING/UNMATING FORCE:

8. RETENTION STRENGTH:

9. OPERATING TEMP:

10. STORAGE TEMP:

750 CYCLES MIN

20N/2.04KG MAX

50N MIN FOR 60s ±5s

-40°C TO +85°C

-40°C TO +85°C RELATIVE HUMIDITY <80%

MATES WITH MODULAR PLUG CONFORMING TO FCC PART 68, SUBPART F.



THIS SERIES FULLY CONFORMS TO  
THE EUROPEAN UNION DIRECTIVES  
2011/65/EU FOR RoHS COMPLIANCY.



YOUR CONNECTION TO QUALITY & SERVICE

EDAC INC  
TORONTO, ONTARIO  
CANADA

THESE DRAWINGS AND SPECIFICATIONS  
ARE THE PROPERTY OF EDAC INC., AND  
SHALL NOT BE REPRODUCED, OR COPIED  
OR USED AS THE BASIS FOR THE  
MANUFACTURE OR SALE OF APPARATUS  
WITHOUT WRITTEN PERMISSION.

RJ45, RIGHT ANGLE

ACAD REFERENCE NO.: J79 Assembly	
DRAWN: Y.Z	DATE: JAN. 08/2020
CHECKED:	DATE:
SCALE: 2:1	SHEET 1 OF 1
DRAWING NUMBER: J79 Assembly	ISSUE
PART NUMBER: J79018892P00001	1