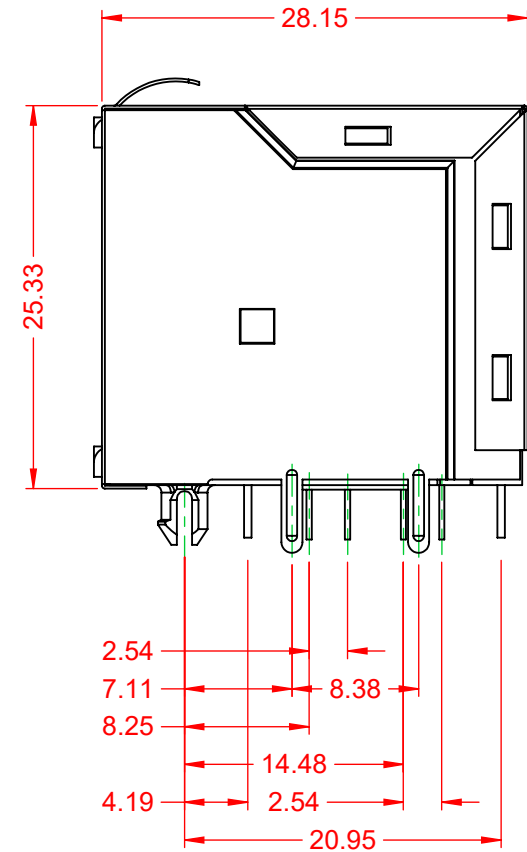
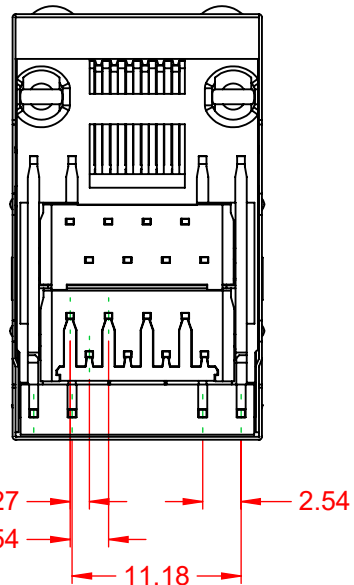
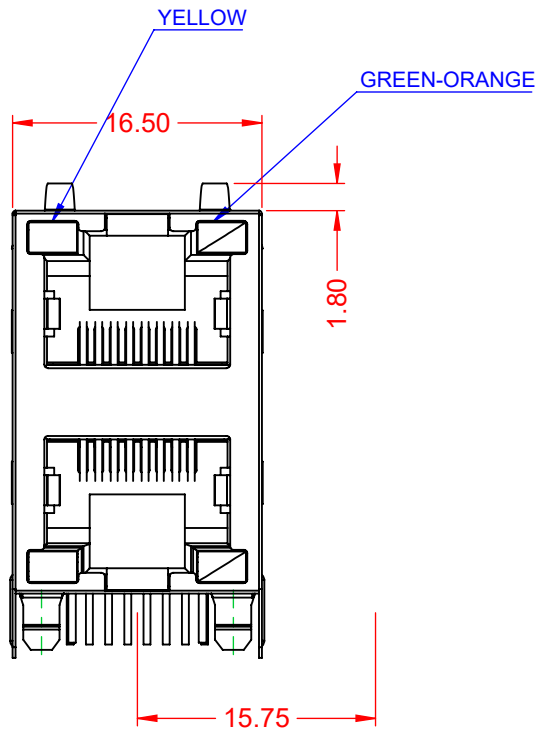


TOLERANCE UNLESS OTHERWISE SPECIFIED	
.X	±0.25
.XX	±0.13
.XXX	±0.05

THIS IS A C.A.D. GENERATED DRAWING  
DO NOT MAKE MANUAL REVISIONS TO MASTER.



ISSUE NUMBER  
ORIGINAL ①



THIS SERIES FULLY CONFORMS TO  
THE EUROPEAN UNION DIRECTIVES  
2011/65/EU FOR RoHS COMPLIANCY.



EDAC INC  
TORONTO, ONTARIO  
CANADA  
YOUR CONNECTION TO QUALITY & SERVICE

THESE DRAWINGS AND SPECIFICATIONS  
ARE THE PROPERTY OF EDAC INC., AND  
SHALL NOT BE REPRODUCED, OR COPIED  
OR USED AS THE BASIS FOR THE  
MANUFACTURE OR SALE OF APPARATUS  
WITHOUT WRITTEN PERMISSION.

## RJ45, 2 PORTS, RIGHT ANGLE PCB MOUNT

ACAD REFERENCE NO.: J96 Assembly

DRAWN: C.B

DATE: January 20, 2020

CHECKED:

DATE:

SCALE: 2:1

SHEET 1 OF 2

DRAWING NUMBER: J96 Assembly

ISSUE

PART NUMBER: J96028822N17221

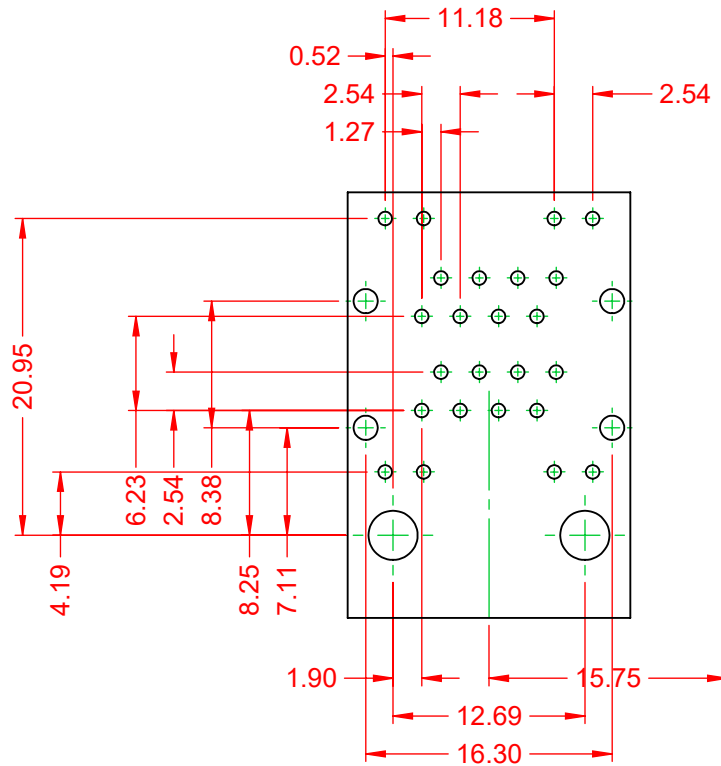
1

TOLERANCE UNLESS OTHERWISE SPECIFIED	
.X	±0.25
.XX	±0.13
.XXX	±0.05

THIS IS A C.A.D. GENERATED DRAWING  
DO NOT MAKE MANUAL REVISIONS TO MASTER.



ISSUE NUMBER	
ORIGINAL	①



#### NOTES:

##### 1. MATERIALS:

INSULATOR:

NYLON, BLACK, UL 94V-0

CONTACT:

PHOSPHOR BRONZE,  
SELECT GOLD FLASH PLATING ON CONTACT AREA  
TIN ON TAILS OVER NICKEL

##### 2. VOLTAGE RATING:

125 VAC RMS

##### 3. CURRENT RATING:

1.5 AMPS @25°C

##### 4. CONTACT RESISTANCE:

20mΩ MAX

5. DIELECTRIC WITHSTANDING: 1000V AC CONTACT TO CONTACT OR  
1500VDC CONTACT TO SCREEN AND TEST PANEL  
@0.5mA 50Hz OR 60Hz 60s

6. DURABILITY: 750 CYCLES MIN

7. MATING/UNMATING FORCE: 30N/3.06KG MAX

8. RETENTION STRENGTH: 30N MIN FOR 60s ±5s

9. OPERATING TEMP: -40°C TO +85°C

10. STORAGE TEMP: -40°C TO +85°C RELATIVE HUMIDITY <80%

MATES WITH MODULAR PLUG CONFORMING TO FCC PART 68, SUBPART F.



THIS SERIES FULLY CONFORMS TO  
THE EUROPEAN UNION DIRECTIVES  
2011/65/EU FOR RoHS COMPLIANCY.



YOUR CONNECTION TO QUALITY & SERVICE

EDAC INC  
TORONTO, ONTARIO  
CANADA

THESE DRAWINGS AND SPECIFICATIONS  
ARE THE PROPERTY OF EDAC INC., AND  
SHALL NOT BE REPRODUCED, OR COPIED  
OR USED AS THE BASIS FOR THE  
MANUFACTURE OR SALE OF APPARATUS  
WITHOUT WRITTEN PERMISSION.

### RJ45, 2 PORTS, RIGHT ANGLE PCB MOUNT

ACAD REFERENCE NO.: J96 Assembly

DRAWN: C.B

DATE: January 20, 2020

CHECKED:

DATE:

SCALE: 2:1

SHEET 2 OF 2

DRAWING NUMBER: J96 Assembly

ISSUE

PART NUMBER: J96028822N17221

1