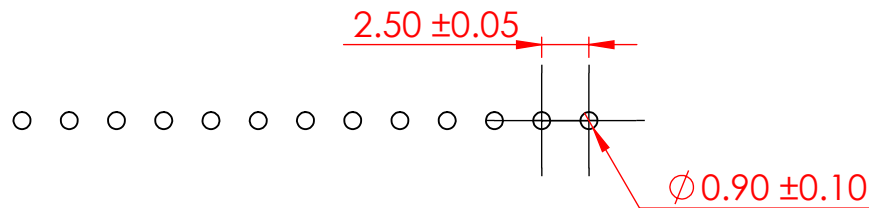
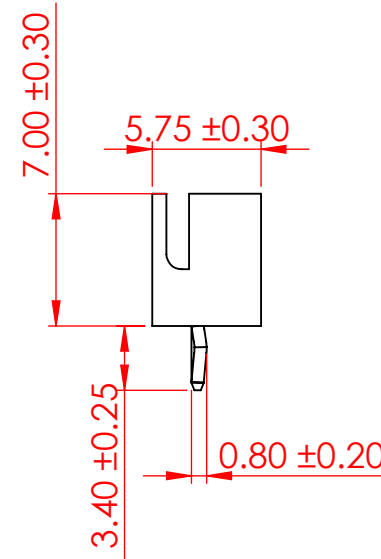
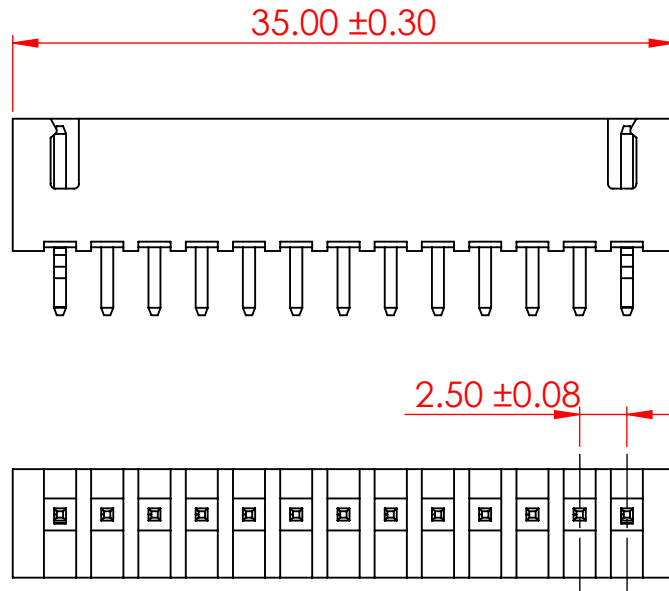


TOLERANCE UNLESS OTHERWISE SPECIFIED	
.X	±0.3
.XX	±0.2
.XXX	±0.1

THIS IS A C.A.D. GENERATED DRAWING  
DO NOT MAKE MANUAL REVISIONS TO MASTER.



ISSUE NUMBER	
ORIGINAL	①



RECOMMENDED PCB LAYOUT

**SPECIFICATIONS:**  
**VOLTAGE RATING:** 250V AC/DC  
**CURRENT RATING:** 3A AC/DC  
**WITHSTANDING VOLTAGE:** 1000V AC/MIN  
**TEMPERATURE RANGE:** -40°C TO 105°C  
**INSULATION RESISTANCE:** ≥ 1000MΩ  
**CONTACT RESISTANCE:** ≤ 10mΩ

**INSULATOR MATERIAL:** NYLON 66, UL94V-0  
**COLOR-NATURAL**

**CONTACT:** BRASS, TIN PLATED

**MATES WITH HOUSING:** 14K-513-210-AA2

**14K SERIES PIN HEADER, 2.50 PITCH, TOP ENTRY  
THROUGH HOLE KINK 2**

ACAD REFERENCE NO.:	14K Assembly	UNIT: MM
DRAWN:	V.K.	DATE: 02/14/24
CHECKED:	R.S.M.	DATE: 02/21/24
SCALE:	2.5:1	SHEET 1 OF 1
DRAWING NUMBER:	14K-513-412-AA1	ISSUE
PART NUMBER:	14K-513-412-AA1	1



THIS SERIES FULLY CONFORMS TO  
THE EUROPEAN UNION DIRECTIVES  
2011/65/EU FOR RoHS COMPLIANCY.



EDAC INC  
TORONTO, ONTARIO  
CANADA  
YOUR CONNECTION TO QUALITY & SERVICE

THESE DRAWINGS AND SPECIFICATIONS  
ARE THE PROPERTY OF EDAC INC., AND  
SHALL NOT BE REPRODUCED, OR COPIED  
OR USED AS THE BASIS FOR THE  
MANUFACTURE OR SALE OF APPARATUS  
WITHOUT WRITTEN PERMISSION.