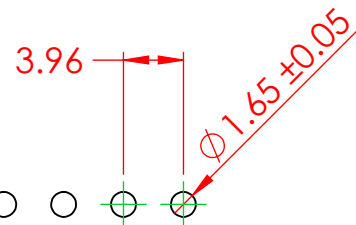
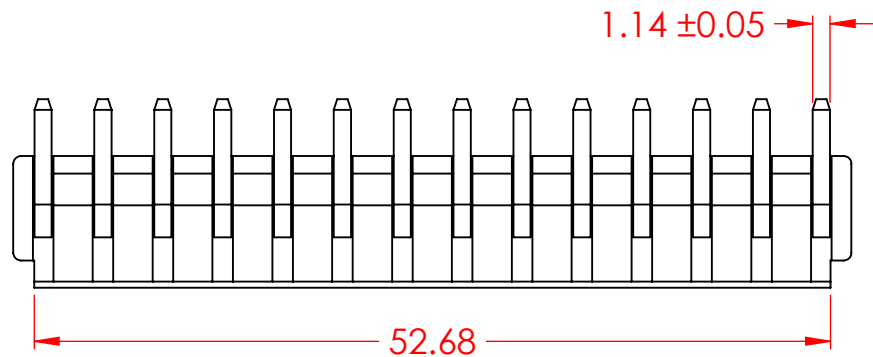
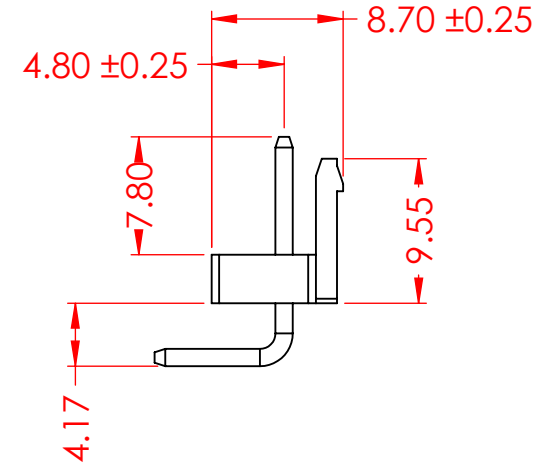
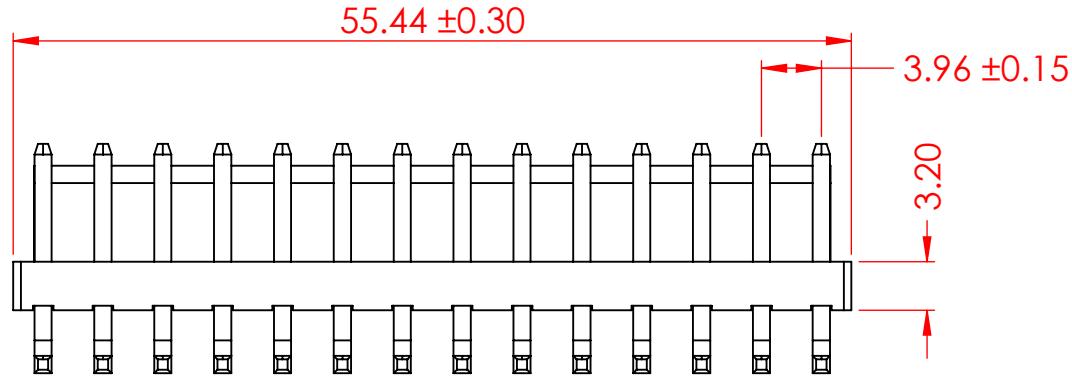


TOLERANCE UNLESS OTHERWISE SPECIFIED	
.X	±0.3
.XX	±0.2
.XXX	±0.1

THIS IS A C.A.D. GENERATED DRAWING
DO NOT MAKE MANUAL REVISIONS TO MASTER.



ISSUE NUMBER	
ORIGINAL	①
TEMP RANGE UPDATED V.K.	APR. 10/2024 ②



RECOMMEND PCB LAYOUT

SPECIFICATIONS
VOLTAGE RATING: 250V AC/DC
CURRENT RATING: 7A AC/DC
WITHSTANDING VOLTAGE: 1500VAC/MIN
TEMPERATURE RANGE: -40 °C TO 105 °C
INSULATION RESISTANCE: 1000MΩ MIN
CONTACT RESISTANCE: 10mΩ MAX

INSULATOR MATERIAL: NYLON 66, UL94V-0
COLOR - NATURAL

CONTACT: BRASS, GOLD FLASH

MATES WITH HOUSING: 14L-614-210-AA2



THIS SERIES FULLY CONFORMS TO
THE EUROPEAN UNION DIRECTIVES
2011/65/EU FOR RoHS COMPLIANCY.



YOUR CONNECTION TO QUALITY & SERVICE

EDAC INC
TORONTO, ONTARIO
CANADA

THESE DRAWINGS AND SPECIFICATIONS
ARE THE PROPERTY OF EDAC INC., AND
SHALL NOT BE REPRODUCED, OR COPIED
OR USED AS THE BASIS FOR THE
MANUFACTURE OR SALE OF APPARATUS
WITHOUT WRITTEN PERMISSION.

14L SERIES PIN HEADER, 3.96 PITCH, SIDE ENTRY	ACAD REFERENCE NO.: 14L Assembly		UNIT: MM
	DRAWN: V.K.	DATE: 11/21/23	
	CHECKED: R.S.M	DATE: 11/21/23	
	SCALE: 2:1	SHEET 1 OF 1	
	DRAWING NUMBER: 14L-614-216-AA1	ISSUE 2	
	PART NUMBER: 14L-614-216-AA1		