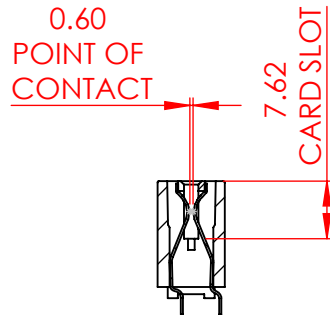
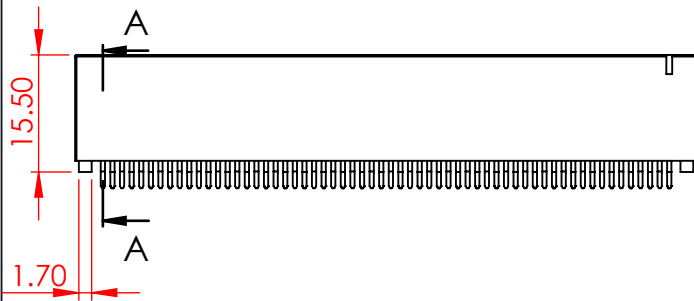
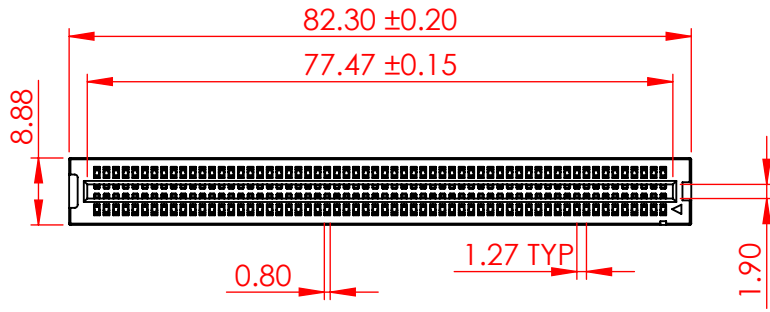


TOLERANCE UNLESS OTHERWISE SPECIFIED	
0-10	±0.20
10-30	±0.30
30-100	±0.40

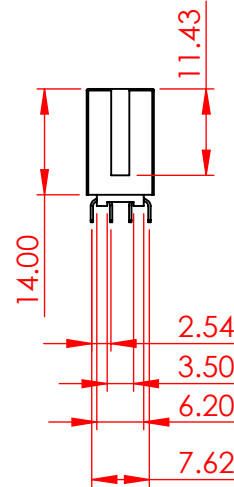
THIS IS A C.A.D. GENERATED DRAWING  
DO NOT MAKE MANUAL REVISIONS TO MASTER.



ISSUE NUMBER	
ORIGINAL	①
REMOVE CODE 99	
J.L.	MAR.22/2024 ②



SECTION A-A  
SCALE 1 : 1



**SPECIFICATIONS:**

**MATERIAL:**  
HOUSING: GLASS REINFORCED THERMOPLASTIC, PA66  
CONTACT: COPPER ALLOY  
PLATING: 30µ" GOLD PLATING ON CONTACT AREA,  
TIN PLATING ON SOLDERING AREA

**ELECTRICAL**  
VOLTAGE RATING: 250 VAC RMS  
CURRENT RATING: 1A  
DIELECTRIC  
WITHSTANDING VOLTAGE: 500VAC RMS 60Hz FOR 60s  
INSULATION RESISTANCE: 1000 MEGA OHMS MIN AT 500VDC  
CONTACT RESISTANCE: 30 mOHMS MAX

**MECHANICAL**  
RETENTION FORCE: 460g MIN PER CONTACT  
INSERTION FORCE: 230g MAX PER CONTACT PAIR  
WITHDRAWAL FORCE: 15g MIN PER CONTACT PAIR

**ENVIRONMENTAL**  
TEMPERATURE RANGE: -55°C TO +85°C



THIS SERIES FULLY CONFORMS TO  
THE EUROPEAN UNION DIRECTIVES  
2011/65/EU FOR RoHS COMPLIANCY.



YOUR CONNECTION TO QUALITY & SERVICE

EDAC INC  
TORONTO, ONTARIO  
CANADA

THESE DRAWINGS AND SPECIFICATIONS  
ARE THE PROPERTY OF EDAC INC., AND  
SHALL NOT BE REPRODUCED, OR COPIED  
OR USED AS THE BASIS FOR THE  
MANUFACTURE OR SALE OF APPARATUS  
WITHOUT WRITTEN PERMISSION.

302 SERIES CARD EDGE CONNECTOR

ACAD REFERENCE NO.:	302 ASSEMBLY	UNIT: MM
DRAWN:	J.L.	DATE: 06/06/23
CHECKED:	R.S.M.	DATE: 04/09/24
SCALE:	1:1	SHEET 1 OF 2
DRAWING NUMBER:	302-120-621-201	ISSUE
PART NUMBER:	302-120-621-201	2

NO. OF POS.	DIMENSION A	
	CONTACT CODE 21	CONTACT CODE 58
04	1.27	
06	2.54	
08	3.81	
10	5.08	
12	6.35	
14	7.62	
16	8.89	
20	11.43	
22	12.70	
24	13.97	
26	15.24	
30	17.78	
32	19.05	
36	21.59	
40	24.13	
48	29.21	
50	30.48	
52	31.75	
60	36.83	
68	41.91	NA
70	43.18	NA
80	49.53	
100	62.23	NA
110	68.58	NA
120	74.93	NA
124	77.47	NA

NA = NOT AVAILABLE

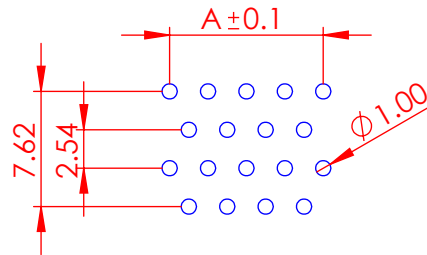
TOLERANCE UNLESS OTHERWISE SPECIFIED	
0-10	±0.20
10-30	±0.30
30-100	±0.40

THIS IS A C.A.D. GENERATED DRAWING  
DO NOT MAKE MANUAL REVISIONS TO MASTER.

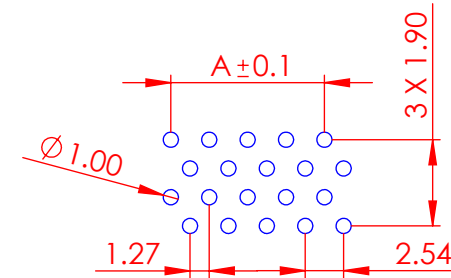


ISSUE NUMBER

SEE PAGE 1



RECOMMENDED PCB LAYOUT  
(CONTACT CODE 21)



RECOMMENDED PCB LAYOUT  
(CONTACT CODE 58)

### 302 SERIES CARD EDGE CONNECTOR

ACAD REFERENCE NO.: 302 ASSEMBLY UNIT: MM

DRAWN: J.L. DATE: 06/06/23

CHECKED: R.S.M. DATE: 04/09/24

SCALE: 1:1 SHEET 2 OF 2

DRAWING NUMBER: 302-120-621-201 ISSUE

PART NUMBER: 302-120-621-201 2



THIS SERIES FULLY CONFORMS TO  
THE EUROPEAN UNION DIRECTIVES  
2011/65/EU FOR RoHS COMPLIANCY.



YOUR CONNECTION TO QUALITY & SERVICE

EDAC INC  
TORONTO, ONTARIO  
CANADA

THESE DRAWINGS AND SPECIFICATIONS  
ARE THE PROPERTY OF EDAC INC., AND  
SHALL NOT BE REPRODUCED, OR COPIED  
OR USED AS THE BASIS FOR THE  
MANUFACTURE OR SALE OF APPARATUS  
WITHOUT WRITTEN PERMISSION.