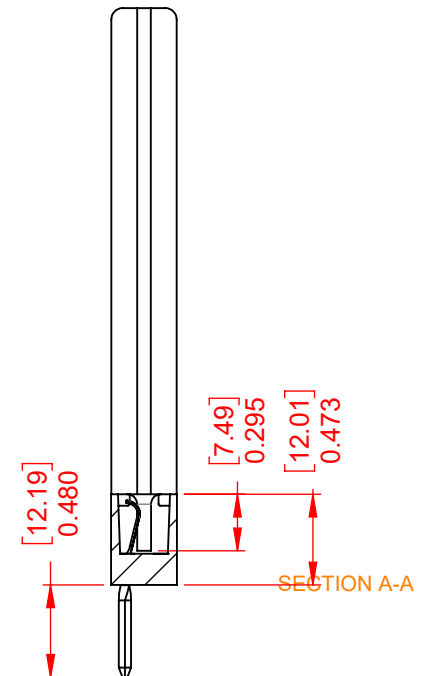
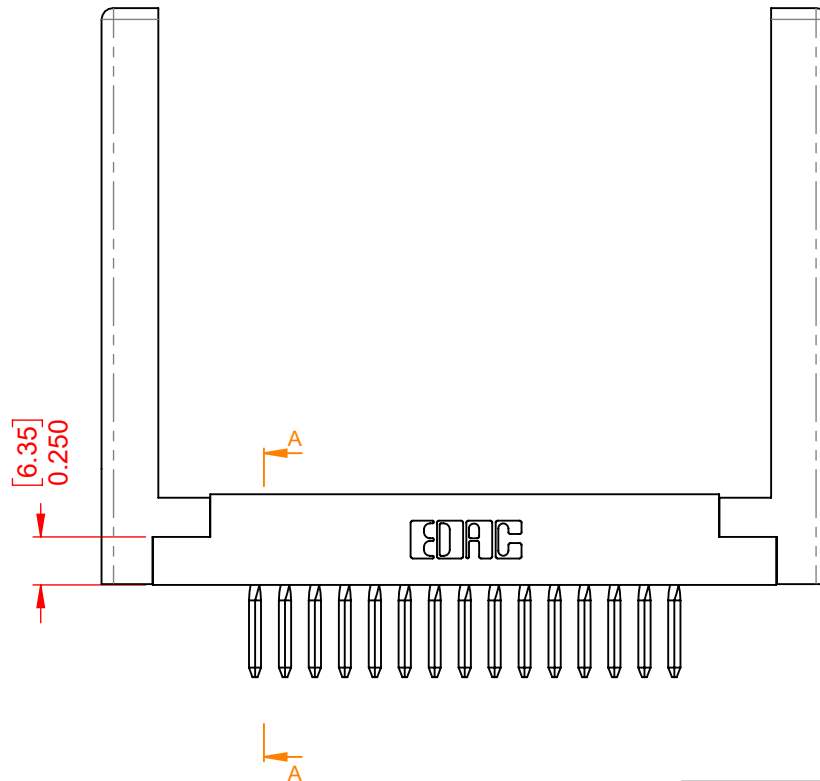
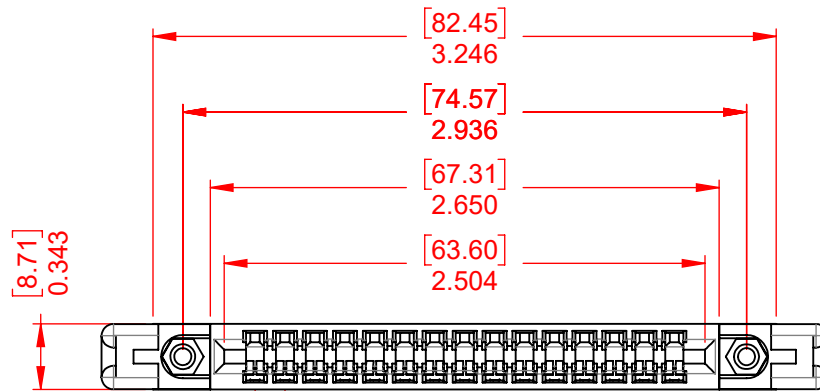


THIS IS A C.A.D. GENERATED DRAWING
DO NOT MAKE MANUAL REVISIONS TO MASTER.



ISSUE NUMBER
ORIGINAL ①



THIS SERIES FULLY CONFORMS TO
THE EUROPEAN UNION DIRECTIVES
2011/65/EU FOR RoHS COMPLIANCY.



YOUR CONNECTION TO QUALITY & SERVICE

EDAC INC
TORONTO, ONTARIO
CANADA

THESE DRAWINGS AND SPECIFICATIONS
ARE THE PROPERTY OF EDAC INC., AND
SHALL NOT BE REPRODUCED, OR COPIED
OR USED AS THE BASIS FOR THE
MANUFACTURE OR SALE OF APPARATUS
WITHOUT WRITTEN PERMISSION.

338 SERIES CARD EDGE CONNECTOR

ACAD REFERENCE NO.: 338 Assembly

DRAWN: C.B

DATE: March 24, 2020

CHECKED:

DATE:

SCALE: 1:1

SHEET 1 OF 1

DRAWING NUMBER: 338 Assembly

ISSUE

PART NUMBER: 338-015-540-158

1