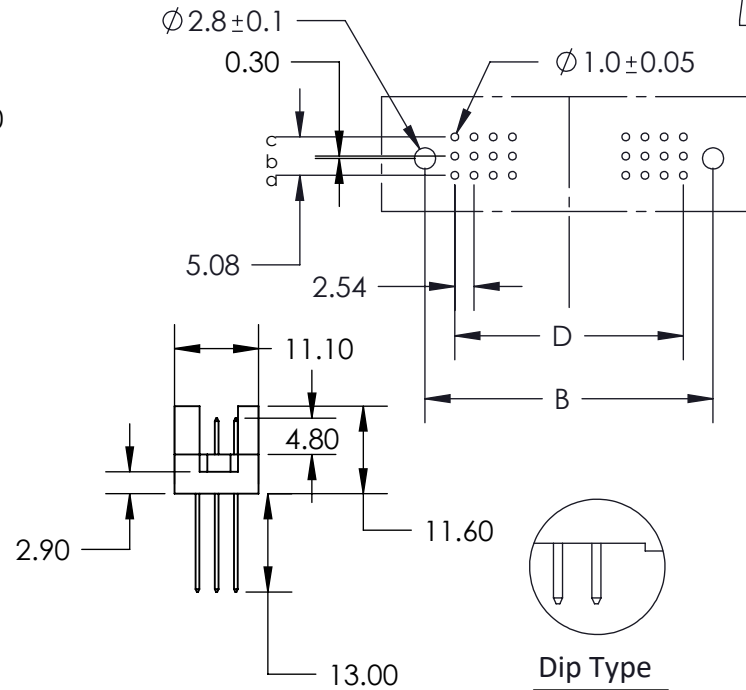


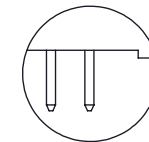
THIS IS A C.A.D. GENERATED DRAWING  
DO NOT MAKE MANUAL REVISIONS TO MASTER.



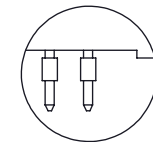
ISSUE NUMBER  
ORIGINAL ①



**P.C. BOARD PATTERN**  
Dimension D at 2.54 Pitch:  
1 Row:  
D = No. of Positions-1 X 2.54  
2 Rows:  
D = (No. of Positions/2)-1 X 2.54  
3 Rows:  
D = (No. of Positions/3)-1 X 2.54



Dip Type



Press Fit Type

**Features:**

- High density 96 Contact 3 Row Metal-to-Metal Connector on 2.54mm (.100") Grid
- Contact Material and Finish: Brass with selective gold plating: 2- Gold Flash Plating  
3- 15u" of Gold Plating  
6- 30u" of Gold Plating
- Contact Tails: 0.6 x 0.5mm (.024" x .020")
- Contact Spacing: 2.54 x 2.54mm (.100" x .100") single, double or triple rows; or 2.54 x 5.08mm (.100" x .200") single, double or triple rows.
- Available in: 5, 8, 10, 15, 16, 20, 24, 30, 32, 48, 64, and 96 positions
- Connectors designed to meet DIN 41612-R (Male) specifications

**Specifications:**

- Current Rating: 2 Amperes @ 20°C
- Contact Material: Brass
- Contact Plating: Selective Gold Plating
- Contact Resistance: 30 milliohms, maximum
- Insulator Material: 30% Glass Filled PBT, UL 94V-0
- Insulation Resistance: Mated - 1000 Mega (10<sup>6</sup>) ohms
- Dielectric Withstanding Voltage: 1000 V.A.C RMS
- Basic Grid: 2.54mm (.100")
- Operating Temperature: -55°C to +105°C

493 Series Metal-To-Metal DIN Connector  
PART NUMBER: 493-130-240-311

ACAD REFERENCE NO. 493 -ENG-MASTER

DRAWN:R.STA.MONICA DATE: JUL.20/10

CHECKED: DATE:

SCALE: NTS SHEET 1 OF 1

DRAWING NUMBER 493 -ENG-MASTER ISSUE 1



EDAC INC  
TORONTO, ONTARIO  
CANADA

YOUR CONNECTION TO QUALITY & SERVICE

THESE DRAWINGS AND SPECIFICATIONS ARE THE PROPERTY OF EDAC INC. AND SHALL NOT BE REPRODUCED, OR COPIED OR USED AS THE BASIS FOR THE MANUFACTURE OR SALE OF APPARATUS WITHOUT WRITTEN PERMISSION.



THIS SERIES FULLY CONFORMS TO THE EUROPEAN UNION DIRECTIVES 2002/95/EC AND 2002/96/EC FOR RoHS COMPLIANCY