

Features:

- High density 96 Contacts 3 Row Metal-to-Metal Connector on 2.54mm (.100") Grid
- Contacts: Straight
- Contact Material: Phosphor Bronze with selective gold plating: 2- Gold Flash Plating and tin on tails
- Contact Tails: 0.7 x 0.3mm (.028" x .012") Rectangular
- Contact Spacing: 2.54 x 2.54mm (.100" x .100") single, double or triple rows; or 2.54 x 5.08mm (.100" x .200") single, double or triple rows.
- Available in: 8, 16, 24, 32, 48, 64, and 96 positions
- Connectors designed to meet DIN 41612 specifications



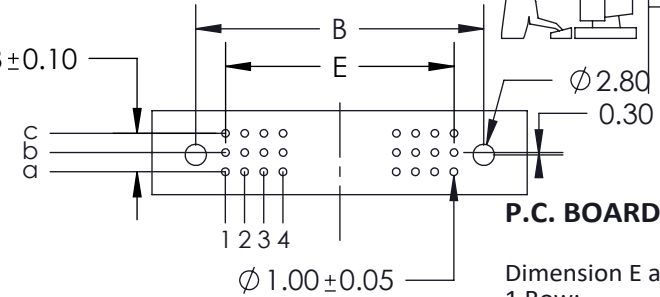
THIS SERIES FULLY CONFORMS TO THE
EUROPEAN UNION DIRECTIVES 2002/95/EC
AND 2002/96/EC FOR RoHS COMPLIANCY

THIS IS A C.A.D. GENERATED DRAWING
DO NOT MAKE MANUAL REVISIONS TO MASTER.



ISSUE NUMBER

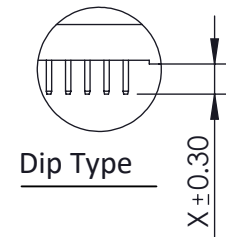
ORIGINAL ①



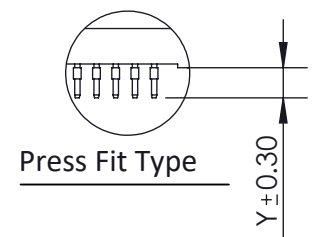
P.C. BOARD PATTERN

Dimension E at 2.54 Pitch:

- 1 Row:
E= No. of Positions-1 X 2.54
2 Rows:
E= (No. of Positions/2)-1 X 2.54
3 Rows:
E= (No. of Positions/3)-1 X 2.54



Dip Type



Press Fit Type

Specifications:

- Current Rating: 2 Amperes @ 20°C
- Contact Material: Copper Alloy
- Contact Plating: Selective Gold Plating
- Contact Resistance: 30 milliohms, maximum
- Insulator Material: 30% Glass Filled PBT, UL 94V-0
- Insulation Resistance: 1000 Mega (10⁶) ohms MIN at DC500V
- Dielectric Withstanding Voltage: 1000 VAC FOR 1 MINUTE
- Basic Grid: 2.54mm (.100")
- Operating Temperature: -55°C to +125°C

496 Series Metal-To-Metal Receptacle DIN Connector
PART NUMBER: 496-196-241-311



EDAC INC
TORONTO, ONTARIO
CANADA

YOUR CONNECTION TO QUALITY & SERVICE

THESE DRAWINGS AND SPECIFICATIONS
ARE THE PROPERTY OF EDAC INC. AND
SHALL NOT BE REPRODUCED, OR COPIED
OR USED AS THE BASIS FOR THE
MANUFACTURE OR SALE OF APPARATUS
WITHOUT WRITTEN PERMISSION.

ACAD REFERENCE NO. 496 -ENG-MASTER

DRAWN: R.STA.MONICA DATE: AUG.12/10

CHECKED: DATE:

SCALE: NTS SHEET 1 OF 1

DRAWING NUMBER 496 -ENG-MASTER ISSUE 1