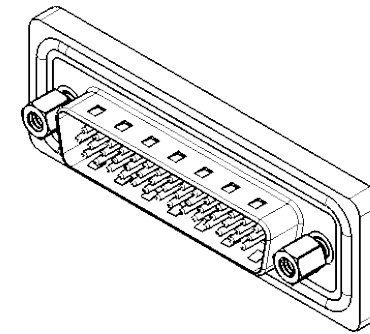
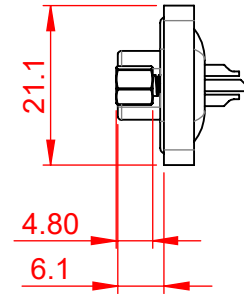


| TOLERANCE UNLESS OTHERWISE SPECIFIED | |
|--------------------------------------------|-------|
| .X | ±0.25 |
| .XX | ±0.13 |
| .XXX | ±0.10 |

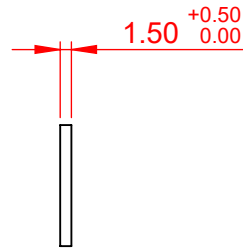
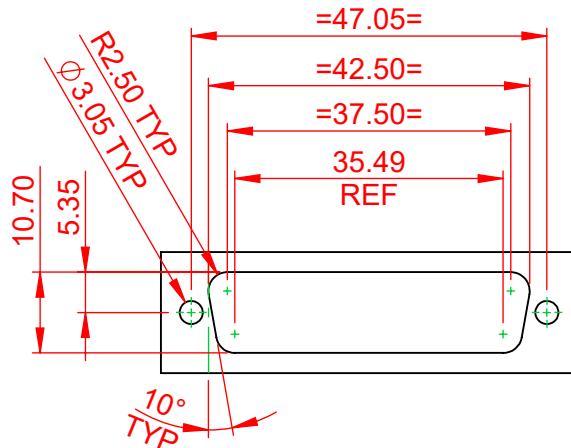
THIS IS A C.A.D. GENERATED DRAWING
DO NOT MAKE MANUAL REVISIONS TO MASTER.



| ISSUE NUMBER | |
|-----------------------------------|---|
| ORIGINAL | ① |
| PANEL CUT-OUT ADDED APRIL 2024 | ② |



RECOMMENDED PANEL CUT-OUT



PANEL THICKNESS

NOTES:

MATERIAL: PBT, UL94V-0
 HOUSING: STEEL, NICKEL PLATED
 SHELL: COPPER ALLOY, 15µ GOLD PLATED
 CONTACT: SILICONE
 O-RING: COPPER ALLOY, 15µ GOLD PLATED

OPERATING TEMPERATURE: -25°C TO +85°C

CURRENT RATING: 3A PER CONTACT
 CONTACT RESISTANCE: 10mΩ MAX.
 INSULATOR RESISTANCE: 5000MΩ min.
 DIELECTRIC WITHSTANDING VOLTAGE: 1000V AC rms

DIM' TOLERANCE = ±0.05



THIS SERIES FULLY CONFORMS TO
THE EUROPEAN UNION DIRECTIVES
2011/65/EU FOR RoHS COMPLIANCY.



YOUR CONNECTION TO QUALITY & SERVICE

EDAC INC
TORONTO, ONTARIO
CANADA

THESE DRAWINGS AND SPECIFICATIONS
ARE THE PROPERTY OF EDAC INC., AND
SHALL NOT BE REPRODUCED, OR COPIED
OR USED AS THE BASIS FOR THE
MANUFACTURE OR SALE OF APPARATUS
WITHOUT WRITTEN PERMISSION.

| 637W SERIES D-SUB CONNECTOR | | SW REFERENCE NO.: 637W ASSEMBLY | |
|---------------------------------|--|---------------------------------|-------|
| DRAWN: C.B | | DATE: AUG. 01/2018 | |
| CHECKED: | | DATE: | |
| SCALE: 1:1 | | SHEET 1 OF 1 | |
| DRAWING NUMBER: 637-W44-322-012 | | | ISSUE |
| PART NUMBER: 637-W44-322-012 | | | 2 |