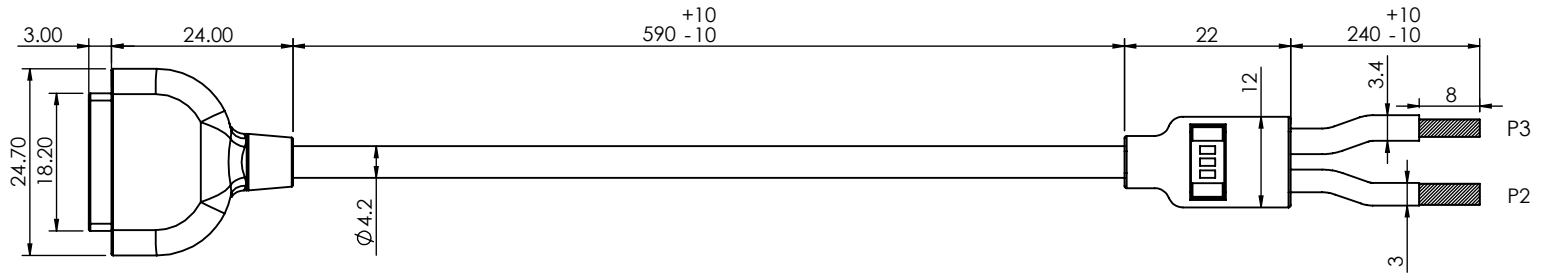
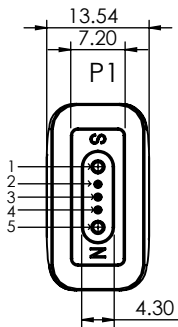
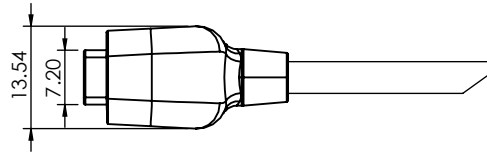


| TOLERANCE UNLESS OTHERWISE SPECIFIED | |
|--|-------|
| .X | ±0.15 |
| .XX | ±0.10 |

THIS IS A C.A.D. GENERATED DRAWING
DO NOT MAKE MANUAL REVISIONS TO MASTER.



| | |
|--------------|----------------|
| ISSUE NUMBER | |
| ORIGINAL | ① |
| ADD NOTE 7 | |
| P.M. | AUG. 13/2023 ② |



SPECIFICATION:

- 1- MATERIAL:
CONTACT: BRASS GOLD FLASH PLATING ALL OVER NICKEL UNDERPLATING
HOUSING : TPE 90, BLACK
MAGNET: N52
- 2- ELECTRICAL:
RATED VOLTAGE (PER CONTACT): 24V
RATED CURRENT (PER CONTACT): 5A
100% BREAK/SHORT TEST
ON-RESISTANCE: 2 OHMS (MAX).
INSULATION RESISTANCE: 300V/DC 10 MEGAOHMS (MIN).
- 3- CONTACT RESISTANCE: 30mOHMS MAXIMUM BEFORE TEST
- 4- RECOMMENDED WORKING STROKE & FORCE: STROKE 1.2MM (PER CONTACT): 80gfMAX.
- 5- MECHANICAL LIFE: STROKE: 1.2MM, 10,000 CYCLE MIN.
- 6- WORKING TEMPERATURE RANGE: -30°C~+85°C
- 7- MATING WITH: 686K0551210113E

WIRING TABLE

| P1 | PCB | P2 | P3 |
|---------------|-----------|---------------|---------------------|
| 1 20AWG RED | 1 VCC 24V | | 1 VCC 24V 20AWG RED |
| 2 28AWG WHITE | 2 D- | 1 28AWG WHITE | |
| 3 24AWG BLUE | 3 VCC 5V | 2 24AWG RED | |
| 4 28AWG GREEN | 4 D+ | 3 28AWG GREEN | |
| 5 20AWG BLACK | 5 GND | 4 24AWG BLACK | 2 GND 20AWG BLACK |

**MAGNETIC SPRING LOADED CONNECTOR,
5POS, MALE**

| | | |
|---------------------|-----------------|-----------------|
| ACAD REFERENCE NO.: | 687K05510501138 | UNIT: MM |
| DRAWN: | J.L. | DATE: 8/13/2023 |
| CHECKED: | R.S.M | DATE: 8/13/2023 |
| SCALE: | (IN CAD 1:1) | SHEET 1 OF 1 |
| DRAWING NUMBER: | 687K05510501138 | ISSUE |
| PART NUMBER: | 687K05510501138 | 2 |



THIS SERIES FULLY CONFORMS TO
THE EUROPEAN UNION DIRECTIVES
2011/65/EU FOR RoHS COMPLIANCY.



YOUR CONNECTION TO QUALITY & SERVICE

EDAC INC
TORONTO, ONTARIO
CANADA

THESE DRAWINGS AND SPECIFICATIONS
ARE THE PROPERTY OF EDAC INC., AND
SHALL NOT BE REPRODUCED, OR COPIED
OR USED AS THE BASIS FOR THE
MANUFACTURE OR SALE OF APPARATUS
WITHOUT WRITTEN PERMISSION.