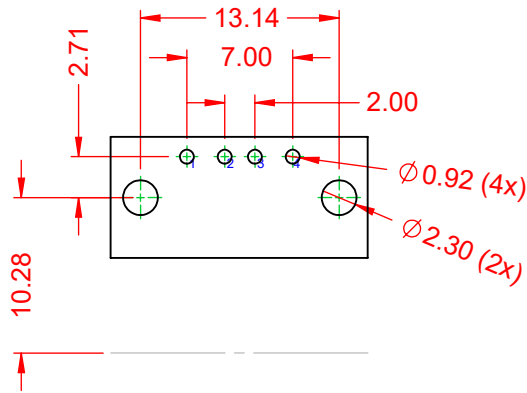


| TOLERANCE UNLESS OTHERWISE SPECIFIED | |
|--|-------|
| .X | ±0.25 |
| .XX | ±0.13 |
| .XXX | ±0.05 |

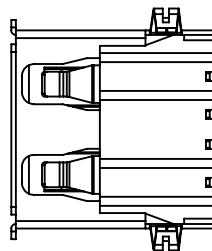
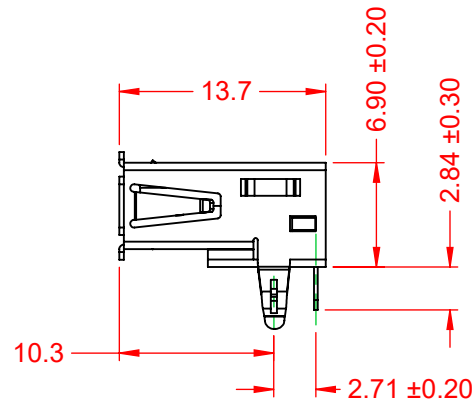
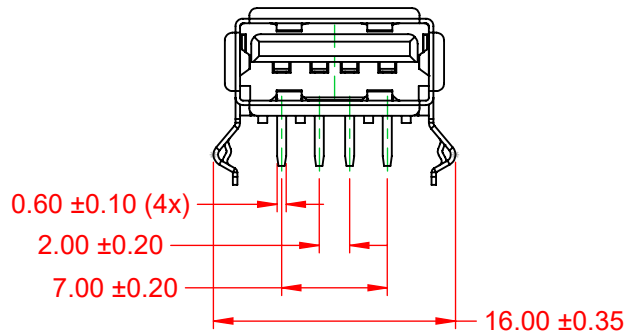
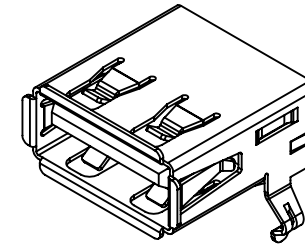
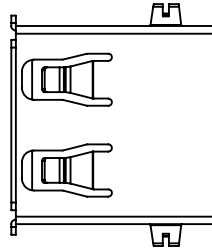
THIS IS A C.A.D. GENERATED DRAWING
DO NOT MAKE MANUAL REVISIONS TO MASTER.



| ISSUE NUMBER | |
|--------------|---|
| ORIGINAL | ① |



RECOMMENDED P.C.B HOLE LAYOUT
TOP VIEW (TOLERANCE: ±0.05)



NOTE:

ELECTRICAL SPECIFICATIONS:

| | |
|----------------------------------|----------------|
| VOLTAGE RATING: | 30V |
| CURRENT RATING: | 1.5A @ 250V AC |
| CONTACT RESISTANCE: | 30mΩ MAX. |
| INSULATOR RESISTANCE: | 1000MΩ min. |
| DIELECTRIC WITHSTANDING VOLTAGE: | 500V AC |
| OPERATING TEMPERATURE: | -40°C ~ 85°C |

MATERIAL & FINISH:

| | |
|-----------|-------------------------------|
| SHELL: | T=0.30, PLATING NICKEL/TIN |
| HOUSING: | PBT, WHITE IN COLOUR, UL94V-0 |
| CONTACTS: | 3μ" GOLD PLATING |



THIS SERIES FULLY CONFORMS TO
THE EUROPEAN UNION DIRECTIVES
2011/65/EU FOR RoHS COMPLIANCY.



YOUR CONNECTION TO QUALITY & SERVICE

EDAC INC
TORONTO, ONTARIO
CANADA

THESE DRAWINGS AND SPECIFICATIONS
ARE THE PROPERTY OF EDAC INC., AND
SHALL NOT BE REPRODUCED, OR COPIED
OR USED AS THE BASIS FOR THE
MANUFACTURE OR SALE OF APPARATUS
WITHOUT WRITTEN PERMISSION.

**690 SERIES RECEPTACLES USB 2.0
TYPE-A R/A PCB NON-STANDARD**

| | |
|-------------------------------------|-------------------------|
| ACAD REFERENCE NO.: 690A104-X23-4XX | |
| DRAWN: C.B | DATE: December 15, 2020 |
| CHECKED: | DATE: |
| SCALE: 2:1 | SHEET 1 OF 1 |
| DRAWING NUMBER: 690A104-X23-4XX | ISSUE |
| PART NUMBER: 690A104-123-420 | 1 |