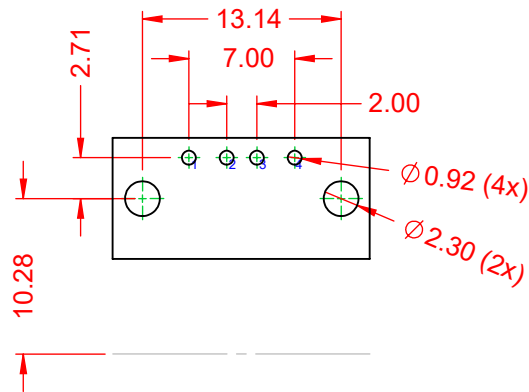


TOLERANCE UNLESS OTHERWISE SPECIFIED	
.X	±0.25
.XX	±0.13
.XXX	±0.05

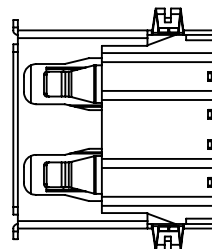
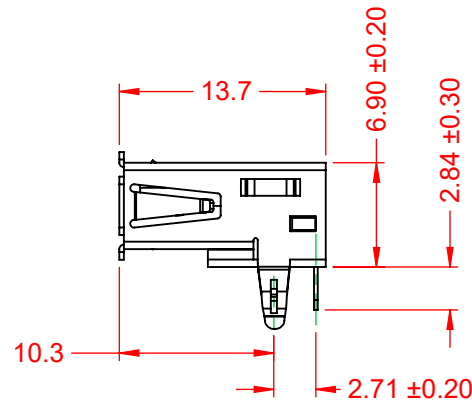
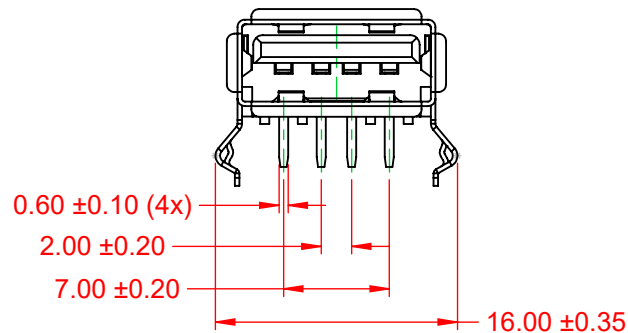
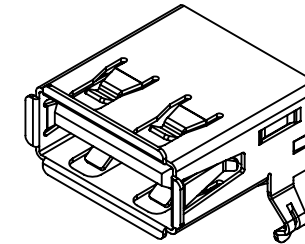
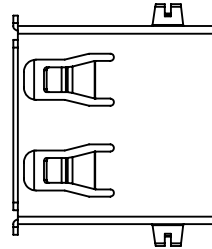
THIS IS A C.A.D. GENERATED DRAWING  
DO NOT MAKE MANUAL REVISIONS TO MASTER.



ISSUE NUMBER	
ORIGINAL	①



RECOMMENDED P.C.B HOLE LAYOUT  
TOP VIEW (TOLERANCE: ±0.05)



**NOTE:**

**ELECTRICAL SPECIFICATIONS:**

VOLTAGE RATING:	30V
CURRENT RATING:	1.5A @ 250V AC
CONTACT RESISTANCE:	30mΩ MAX.
INSULATOR RESISTANCE:	1000MΩ min.
DIELECTRIC WITHSTANDING VOLTAGE:	500V AC
OPERATING TEMPERATURE:	-40°C ~ 85°C

**MATERIAL & FINISH:**

SHELL:	T=0.30, PLATING NICKEL/TIN
HOUSING:	LCP, WHITE IN COLOUR, UL94V-0
CONTACTS:	30μ" GOLD PLATING



THIS SERIES FULLY CONFORMS TO  
THE EUROPEAN UNION DIRECTIVES  
2011/65/EU FOR RoHS COMPLIANCY.



EDAC INC  
TORONTO, ONTARIO  
CANADA  
YOUR CONNECTION TO QUALITY & SERVICE

THESE DRAWINGS AND SPECIFICATIONS  
ARE THE PROPERTY OF EDAC INC., AND  
SHALL NOT BE REPRODUCED, OR COPIED  
OR USED AS THE BASIS FOR THE  
MANUFACTURE OR SALE OF APPARATUS  
WITHOUT WRITTEN PERMISSION.

**690 SERIES RECEPTACLES USB 2.0  
TYPE-A R/A PCB NON-STANDARD**

ACAD REFERENCE NO.: 690A104-X23-4XX	
DRAWN: C.B	DATE: December 15, 2020
CHECKED:	DATE:
SCALE: 2:1	SHEET 1 OF 1
DRAWING NUMBER: 690A104-X23-4XX	ISSUE 1
PART NUMBER: 690A104-623-410	