

RECOMMENDED P.C.B HOLE LAYOUT
TOP VIEW (TOLERANCE: ±0.05)

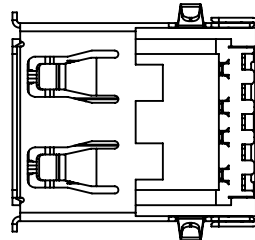
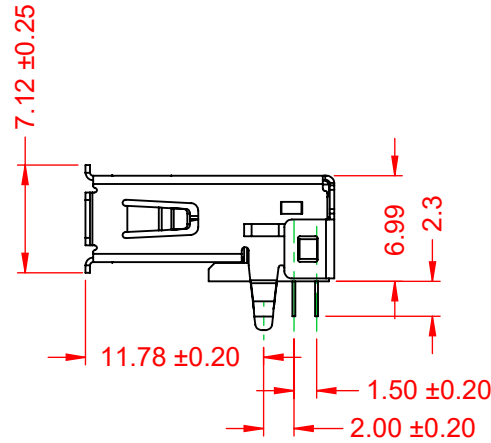
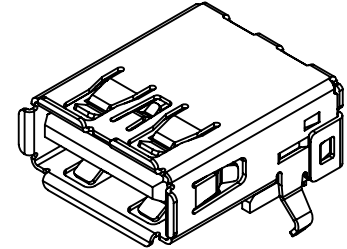
TOLERANCE UNLESS OTHERWISE SPECIFIED	
.X	±0.25
.XX	±0.13
.XXX	±0.05

THIS IS A C.A.D. GENERATED DRAWING
DO NOT MAKE MANUAL REVISIONS TO MASTER.



ISSUE NUMBER
ORIGINAL ①

PIN	SIGNAL
1	VBUS
2	D-
3	D+
4	GND
5	SSRX-
6	SSRX+
7	GND DRAIN
8	SSTX-
9	SSTX+



NOTE:
 ELECTRICAL SPECIFICATIONS: 30V MAX.
 VOLTAGE RATING: 1.8A
 CURRENT RATING: 30mA MAX.
 CONTACT RESISTANCE: INITIAL FOR VBUS AND GND CONTACTS 50mΩ MAX. INITIAL FOR ALL OTHER CONTACTS 100mΩ min.
 INSULATOR RESISTANCE: 100V AC
 DIELECTRIC WITHSTANDING VOLTAGE: -40°C ~ 85°C
 OPERATING TEMPERATURE: -20°C ~ 60°C
 STORAGE TEMPERATURE:

MATERIAL & FINISH:
 SHELL: T=0.30, NICKEL PLATED COPPER ALLOY
 HOUSING: LCP, BLUE IN COLOUR, UL94V-0
 CONTACTS: GOLD FLASH PLATED COPPER ALLOY



THIS SERIES FULLY CONFORMS TO
THE EUROPEAN UNION DIRECTIVES
2011/65/EU FOR RoHS COMPLIANCY.



YOUR CONNECTION TO QUALITY & SERVICE

EDAC INC
TORONTO, ONTARIO
CANADA

THESE DRAWINGS AND SPECIFICATIONS
ARE THE PROPERTY OF EDAC INC., AND
SHALL NOT BE REPRODUCED, OR COPIED
OR USED AS THE BASIS FOR THE
MANUFACTURE OR SALE OF APPARATUS
WITHOUT WRITTEN PERMISSION.

690 SERIES RECEPTACLES USB 3.0 TYPE-A RIGHT ANGLE PCB		ACAD REFERENCE NO.: 690B109-X23-0X2	
		DRAWN: C.B	DATE: December 17, 2020
CHECKED:		DATE:	
SCALE: 2:1		SHEET 1 OF 1	
DRAWING NUMBER: 690B109-X23-0X2			ISSUE
PART NUMBER: 690B109-223-012			1