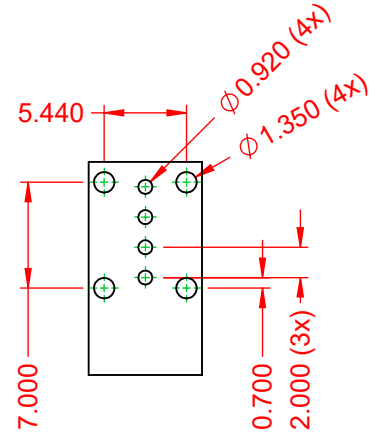
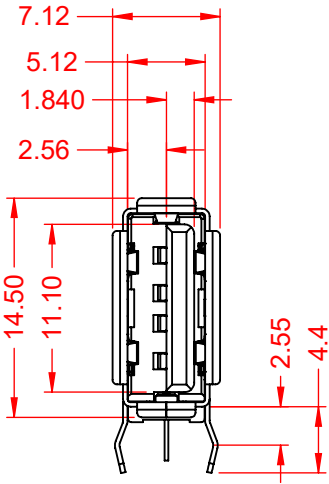
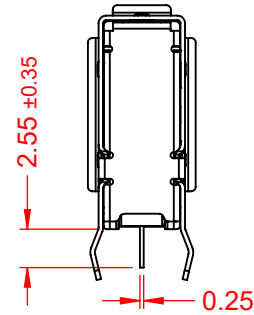
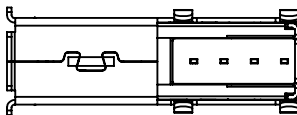
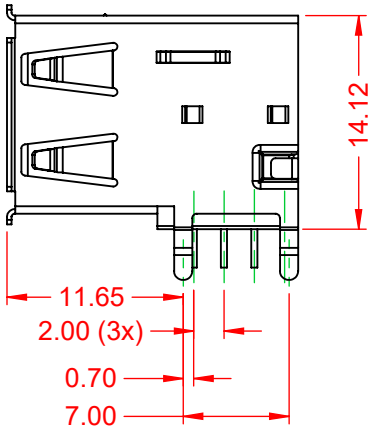
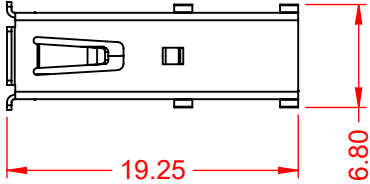


TOLERANCE UNLESS OTHERWISE SPECIFIED	
.X	±0.30
.XX	±0.20
.XXX	±0.10
.XXXX	±0.05

THIS IS A C.A.D. GENERATED DRAWING  
DO NOT MAKE MANUAL REVISIONS TO MASTER.



ISSUE NUMBER	
ORIGINAL	①



**NOTE:**  
**ELECTRICAL SPECIFICATIONS:**  
**VOLTAGE RATING:** 30V MAX.  
**CURRENT RATING:** 1.5A  
**CONTACT RESISTANCE:** 30mΩ MAX.  
**INSULATOR RESISTANCE:** 1000MΩ min.  
**DIELECTRIC WITHSTANDING VOLTAGE:** 500V AC  
**OPERATING TEMPERATURE:** -40°C ~ 85°C

**MATERIAL & FINISH:**  
**SHELL:** COPPER ALLOY, NICKEL PLATED  
**HOUSING:** PBT, WHITE IN COLOUR, UL94V-0  
**CONTACTS:** COPPER ALLOY, GOLD FLASH PLATED

RECOMMENDED P.C.B HOLE LAYOUT  
TOP VIEW

690 SERIES RECEPTACLES USB TYPE-A  
RIGHT ANGLE PCB

ACAD REFERENCE NO.: 690C304-X34-02X	
DRAWN: C.B	DATE: February 12, 2021
CHECKED:	DATE:
SCALE: 2:1	SHEET 1 OF 1
DRAWING NUMBER: 690C304-X34-02X	ISSUE
PART NUMBER: 690C304-234-020	1



THIS SERIES FULLY CONFORMS TO  
THE EUROPEAN UNION DIRECTIVES  
2011/65/EU FOR RoHS COMPLIANCY.

**EDAC** EDAC INC  
TORONTO, ONTARIO  
CANADA  
YOUR CONNECTION TO QUALITY & SERVICE

THESE DRAWINGS AND SPECIFICATIONS  
ARE THE PROPERTY OF EDAC INC., AND  
SHALL NOT BE REPRODUCED, OR COPIED  
OR USED AS THE BASIS FOR THE  
MANUFACTURE OR SALE OF APPARATUS  
WITHOUT WRITTEN PERMISSION.