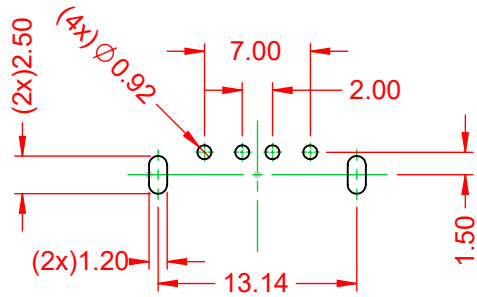


TOLERANCE UNLESS OTHERWISE SPECIFIED	
.X	±0.25
.XX	±0.13
.XXX	±0.05

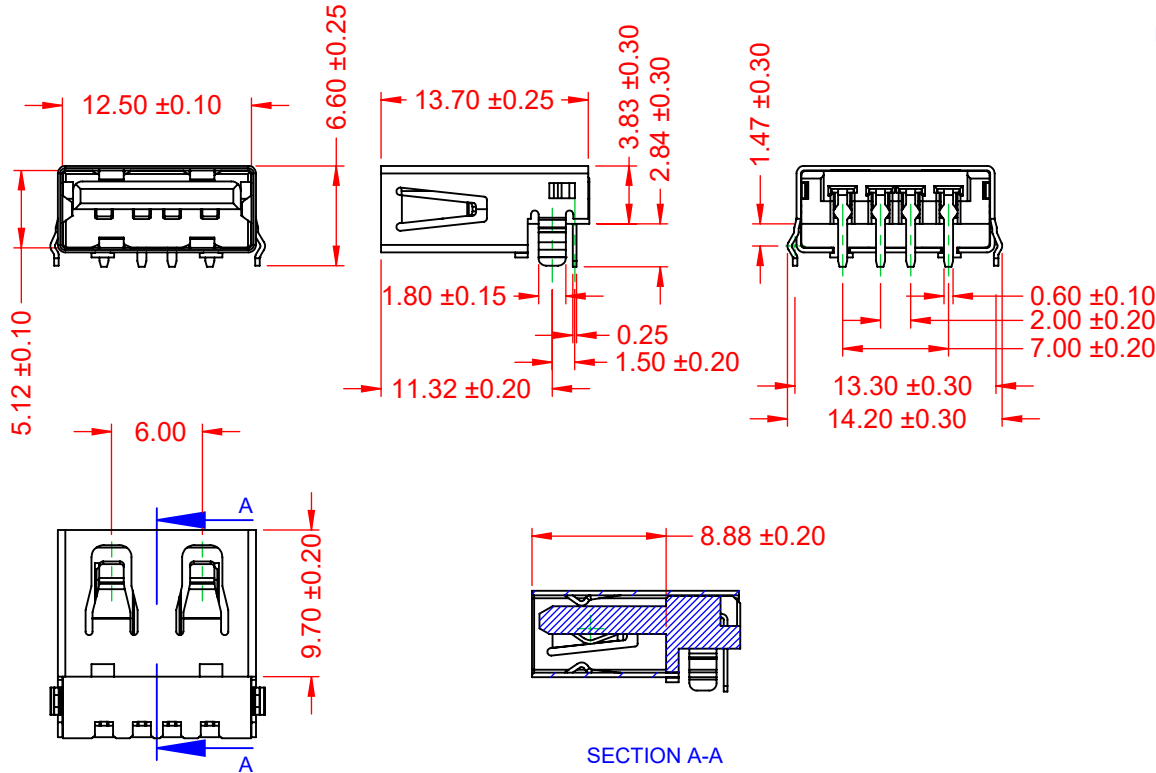
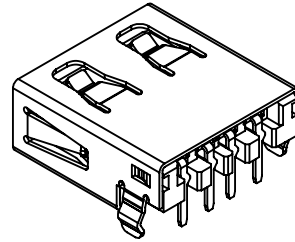
THIS IS A C.A.D. GENERATED DRAWING
DO NOT MAKE MANUAL REVISIONS TO MASTER.



ISSUE NUMBER	
ORIGINAL	①



RECOMMENDED P.C.B. HOLE LAYOUT
TOP VIEW (TOLERANCE: ±0.10)



NOTES:

MATERIAL:	BRASS, T=0.30mm
SHELL:	NICKEL/TIN
SHELL PLATING:	BRASS, T=0.25mm
TERMINAL:	GOLD-FLASH PLATED
TERMINAL PLATING:	
HOUSING:	P.B.T. UL94V-0, WHITE
ELECTRICAL:	
RATED VOLTAGE:	30V
RATED CURRENT:	1.5AMP AT 250V AC
INSULATION RESISTANCE:	1000MΩ MIN.
CONTACT RESISTANCE:	30mΩ MAX.
DIELECTRIC WITHSTANDING VOLTAGE:	500V AC
TEMPERATURE RANGE:	-20°C TO +60°C
MECHANICAL:	
INSERTION FORCE:	35N MAX.
EXTRACTION FORCE:	10N MIN.



THIS SERIES FULLY CONFORMS TO
THE EUROPEAN UNION DIRECTIVES
2011/65/EU FOR RoHS COMPLIANCY.



YOUR CONNECTION TO QUALITY & SERVICE

EDAC INC
TORONTO, ONTARIO
CANADA

THESE DRAWINGS AND SPECIFICATIONS
ARE THE PROPERTY OF EDAC INC., AND
SHALL NOT BE REPRODUCED, OR COPIED
OR USED AS THE BASIS FOR THE
MANUFACTURE OR SALE OF APPARATUS
WITHOUT WRITTEN PERMISSION.

690SERIES, USB 2.0 TYPE-A RECEPTACLE,
RIGHT ANGLE PCB

ACAD REFERENCE NO.: 690G104-253-220	
DRAWN: P.M.	DATE: DEC 17/2020
CHECKED: C.B.	DATE: DEC 17/2020
SCALE: 2:1	SHEET 1 OF 1
DRAWING NUMBER: 690G104-253-220	ISSUE
PART NUMBER: 690G104-253-220	1