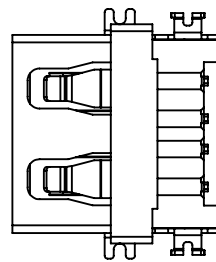
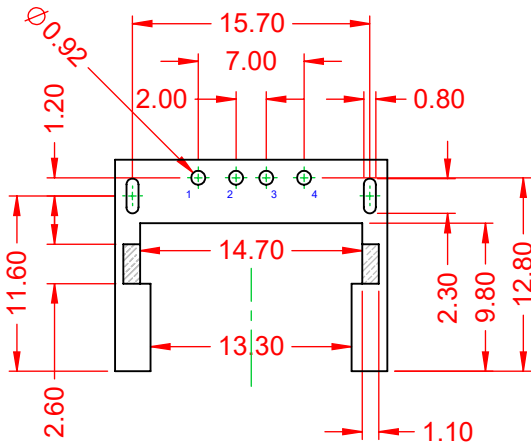
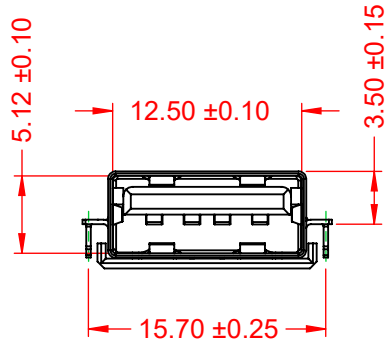
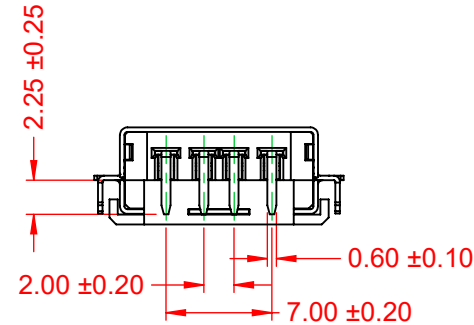
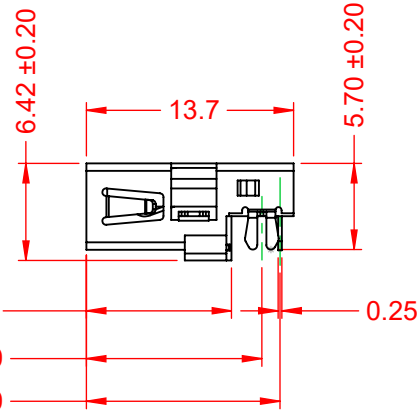
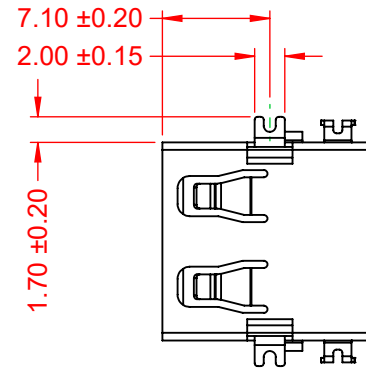
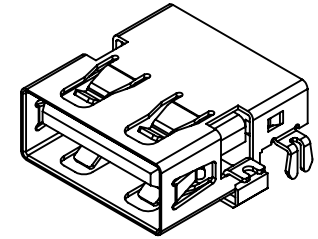


TOLERANCE UNLESS OTHERWISE SPECIFIED	
.X	±0.25
.XX	±0.13
.XXX	±0.05

THIS IS A C.A.D. GENERATED DRAWING
DO NOT MAKE MANUAL REVISIONS TO MASTER.



ISSUE NUMBER	
ORIGINAL	①



NOTE:

ELECTRICAL SPECIFICATIONS:

VOLTAGE RATING:	30V MAX.
CURRENT RATING:	1.5A per CONTACT
CONTACT RESISTANCE:	30mΩ MAX.
INSULATOR RESISTANCE:	1000MΩ min.
DIELECTRIC WITHSTANDING VOLTAGE:	500V AC
OPERATING TEMPERATURE:	-20°C ~ 60°C

MATERIAL & FINISH:

SHELL:	T=0.30, NICKEL/TIN PLATED COPPER ALLOY
HOUSING:	PA6T, WHITE IN COLOUR, UL94V-0
CONTACTS:	6μ" GOLD PLATED COPPER ALLOY

RECOMMENDED P.C.B LAYOUT
TOP VIEW (TOLERANCE:±0.05mm)



THIS SERIES FULLY CONFORMS TO
THE EUROPEAN UNION DIRECTIVES
2011/65/EU FOR RoHS COMPLIANCY.



YOUR CONNECTION TO QUALITY & SERVICE

EDAC INC
TORONTO, ONTARIO
CANADA

THESE DRAWINGS AND SPECIFICATIONS
ARE THE PROPERTY OF EDAC INC., AND
SHALL NOT BE REPRODUCED, OR COPIED
OR USED AS THE BASIS FOR THE
MANUFACTURE OR SALE OF APPARATUS
WITHOUT WRITTEN PERMISSION.

690 SERIES RECEPTACLES USB TYPE-A MID-MOUNT PCB		ACAD REFERENCE NO.: 690G104-X59-24X	
DRAWN: C.B	CHECKED:	DATE: December 16, 2020	
SCALE: 2:1		DATE:	
DRAWING NUMBER: 690G104-X59-24X	PART NUMBER: 690G104-359-240	SHEET 1 OF 1	ISSUE 1