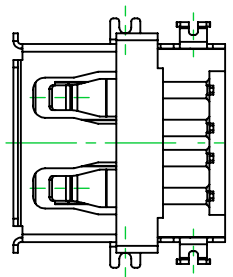
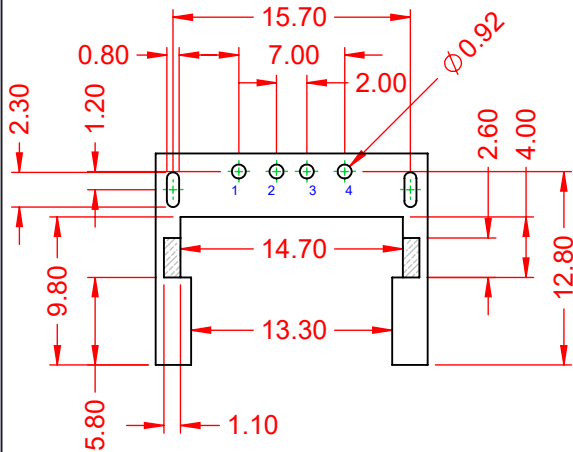
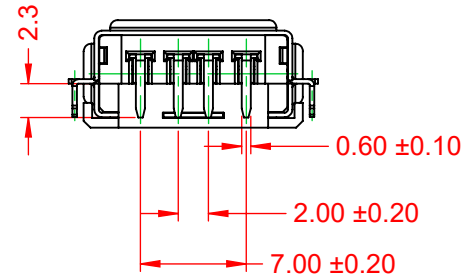
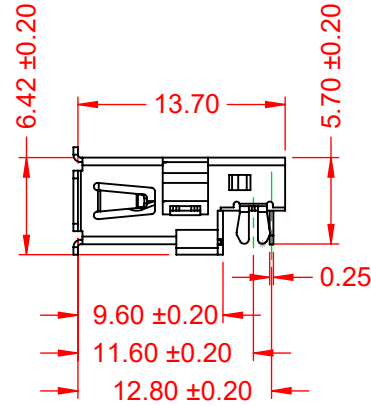
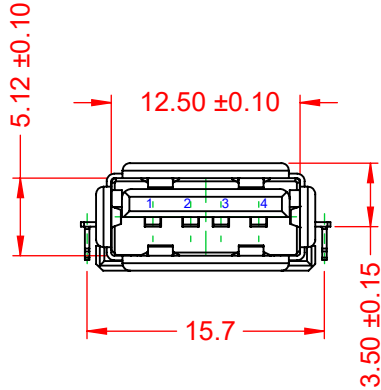
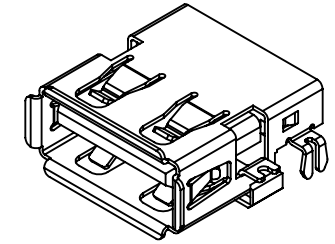


TOLERANCE UNLESS OTHERWISE SPECIFIED	
.X	±0.25
.XX	±0.13
.XXX	±0.05

THIS IS A C.A.D. GENERATED DRAWING
DO NOT MAKE MANUAL REVISIONS TO MASTER.



ISSUE NUMBER	
ORIGINAL	①



NOTE:

ELECTRICAL SPECIFICATIONS:

CURRENT RATING:	1.5A @ 250V AC
VOLTAGE RATING:	30V
CONTACT RESISTANCE:	30mΩ MAX.
DIELECTRIC WITHSTANDING VOLTAGE:	500V AC
INSULATOR RESISTANCE:	1000MΩ min.
OPERATING TEMPERATURE:	-40°C~60°C

MATERIAL & FINISH:

SHELL:	NICKEL/TIN PLATED COPPER ALLOY
HOUSING:	PA6T, WHITE IN COLOUR, UL94V-0
CONTACTS:	30µ" GOLD PLATED COPPER ALLOY

RECOMMENDED P.C.B LAYOUT
TOP VIEW (TOLERANCE:±0.05mm)



THIS SERIES FULLY CONFORMS TO
THE EUROPEAN UNION DIRECTIVES
2011/65/EU FOR RoHS COMPLIANCY.

105 SERIES - VERTICAL CONTACT PATTERN



YOUR CONNECTION TO QUALITY & SERVICE

EDAC INC
TORONTO, ONTARIO
CANADA

THESE DRAWINGS AND SPECIFICATIONS
ARE THE PROPERTY OF EDAC INC., AND
SHALL NOT BE REPRODUCED, OR COPIED
OR USED AS THE BASIS FOR THE
MANUFACTURE OR SALE OF APPARATUS
WITHOUT WRITTEN PERMISSION.

ACAD REFERENCE NO.: 690G104-X59-04X	
DRAWN: C.B	DATE: December 16, 2020
CHECKED:	DATE:
SCALE: 2:1	SHEET 1 OF 1
DRAWING NUMBER: 690G104-X59-04X	ISSUE
PART NUMBER: 690G104-659-040	1