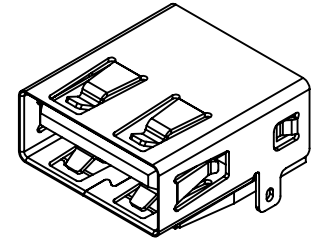
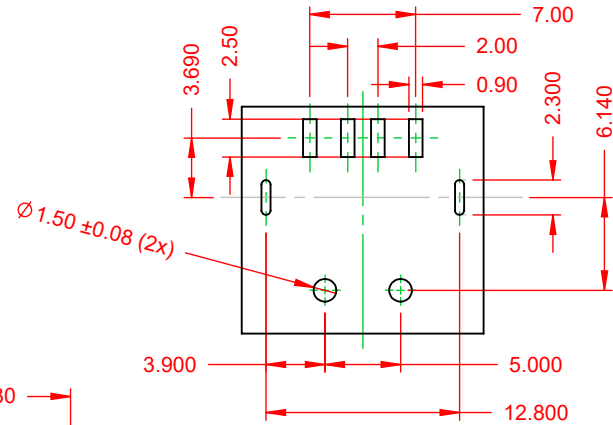
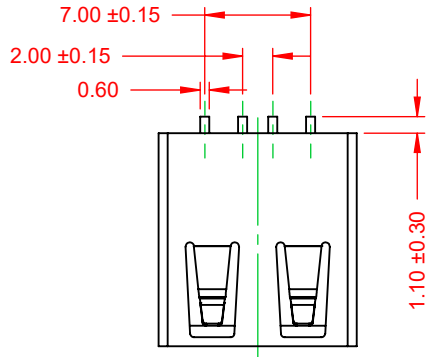


TOLERANCE UNLESS OTHERWISE SPECIFIED	
.X	±0.25
.XX	±0.13
.XXX	±0.05

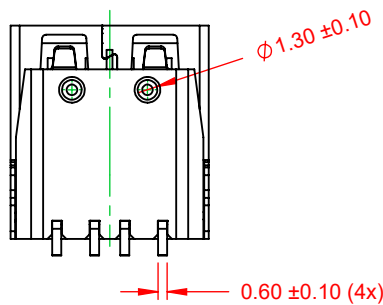
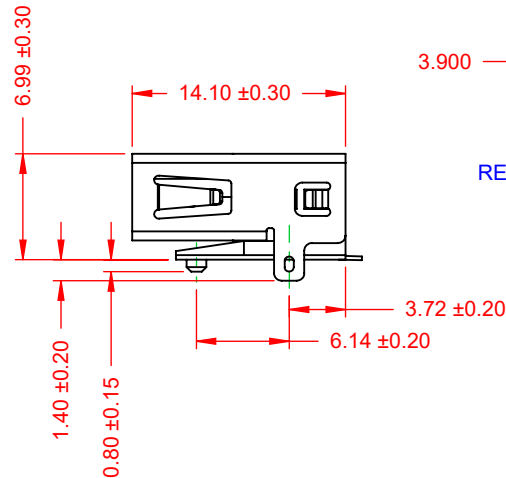
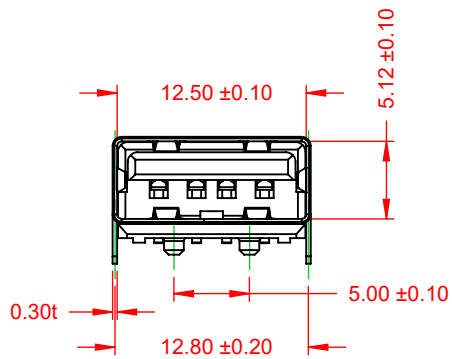
THIS IS A C.A.D. GENERATED DRAWING  
DO NOT MAKE MANUAL REVISIONS TO MASTER.



ISSUE NUMBER  
ORIGINAL ①



RECOMMENDED P.C.B LAYOUT  
TOP VIEW



NOTE:

ELECTRICAL SPECIFICATIONS:

VOLTAGE RATING:	30V
CURRENT RATING:	1.5A @ 250V AC
CONTACT RESISTANCE:	30mΩ MAX.
INSULATOR RESISTANCE:	1000MΩ min.
DIELECTRIC WITHSTANDING VOLTAGE:	500V AC
OPERATING TEMPERATURE:	-20°C ~ 85°C
CONTACT RETENTION IN HOUSING:	0.8kgf min.

MATERIAL & FINISH:

SHELL:	T=0.30, NICKEL/TIN PLATED COPPER ALLOY
HOUSING:	LCP. BLACK IN COLOUR, UL94V-0
CONTACTS:	GOLD FLASH PLATED COPPER ALLOY



THIS SERIES FULLY CONFORMS TO  
THE EUROPEAN UNION DIRECTIVES  
2011/65/EU FOR RoHS COMPLIANCY.



YOUR CONNECTION TO QUALITY & SERVICE

EDAC INC  
TORONTO, ONTARIO  
CANADA

THESE DRAWINGS AND SPECIFICATIONS  
ARE THE PROPERTY OF EDAC INC., AND  
SHALL NOT BE REPRODUCED, OR COPIED  
OR USED AS THE BASIS FOR THE  
MANUFACTURE OR SALE OF APPARATUS  
WITHOUT WRITTEN PERMISSION.

690 SERIES RECEPTACLES USB 2.0  
TYPE-A RIGHT ANGLE SMT

ACAD REFERENCE NO.: 690J104-X67-21X	
DRAWN: C.B	DATE: December 16, 2020
CHECKED:	DATE:
SCALE: 2:1	SHEET 1 OF 1
DRAWING NUMBER: 690J104-X67-21X	ISSUE
PART NUMBER: 690J104-267-211	1