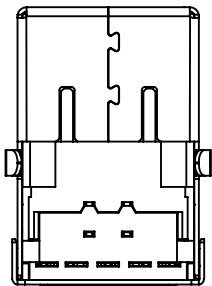
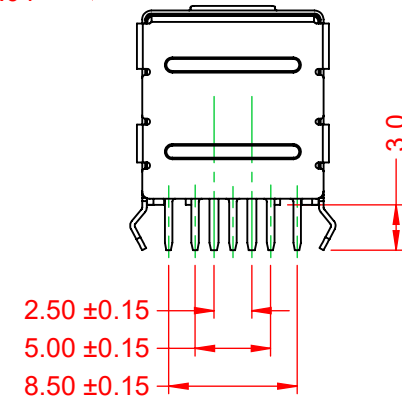
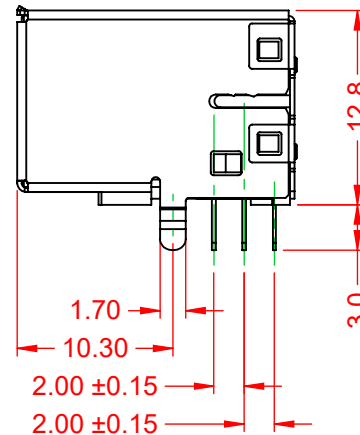
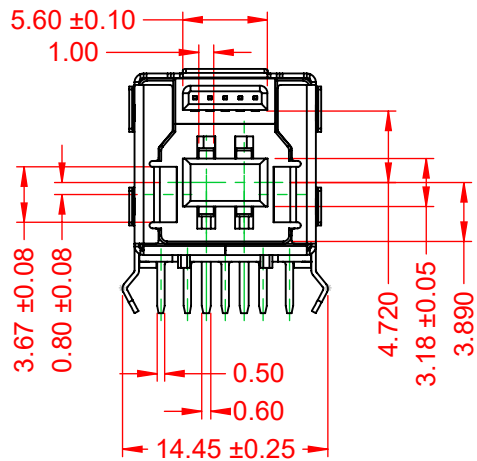
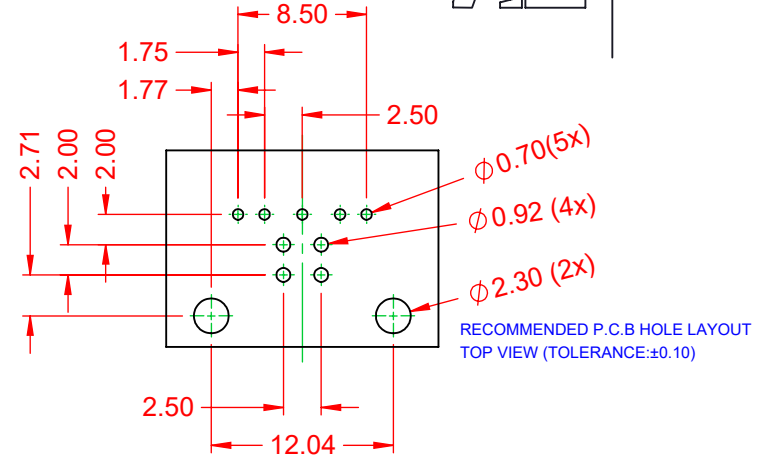


| TOLERANCE<br>UNLESS OTHERWISE<br>SPECIFIED |       |
|--|-------|
| .X   | ±0.25 |
| .XX  | ±0.20 |
| .XXX                                       | ±0.10 |

THIS IS A C.A.D. GENERATED DRAWING  
DO NOT MAKE MANUAL REVISIONS TO MASTER.



ISSUE NUMBER  
ORIGINAL 1



**NOTE:**

**ELECTRICAL SPECIFICATIONS:**

- VOLTAGE RATING: 30V MAX.
- CURRENT RATING: 1.8A PIN 1 - 4, 0.25A PIN 5 - 9
- CONTACT RESISTANCE: 30mΩ MAX PIN 1 - 4, 50mΩ MAX PIN 5 - 9
- INSULATOR RESISTANCE: 100MΩ min.
- DIELECTRIC WITHSTANDING VOLTAGE: 100V AC
- OPERATING TEMPERATURE: -20°C ~ 85°C

**MATERIAL & FINISH:**

- SHELL: STAINLESS STEEL, NICKEL PLATED
- HOUSING: LCP, BLACK IN COLOUR, UL94V-0
- CONTACTS: COPPER ALLOY, GOLD FLASH PLATED



THIS SERIES FULLY CONFORMS TO  
THE EUROPEAN UNION DIRECTIVES  
2011/65/EU FOR RoHS COMPLIANCY.



YOUR CONNECTION TO QUALITY & SERVICE

EDAC INC  
TORONTO, ONTARIO  
CANADA

THESE DRAWINGS AND SPECIFICATIONS  
ARE THE PROPERTY OF EDAC INC., AND  
SHALL NOT BE REPRODUCED, OR COPIED  
OR USED AS THE BASIS FOR THE  
MANUFACTURE OR SALE OF APPARATUS  
WITHOUT WRITTEN PERMISSION.

**690 SERIES RECEPTACLES USB  
TYPE-B RIGHT ANGLE PCB**

|                                     |                         |
|-------------------------------------|-------------------------|
| ACAD REFERENCE NO.: 690P209-X23-0XX |                         |
| DRAWN: C.B                          | DATE: December 20, 2020 |
| CHECKED:                            | DATE:                   |
| SCALE: 2:1                          | SHEET 1 OF 1            |
| DRAWING NUMBER: 690P209-X23-0XX     | ISSUE                   |
| PART NUMBER: 690P209-223-011        | 1                       |