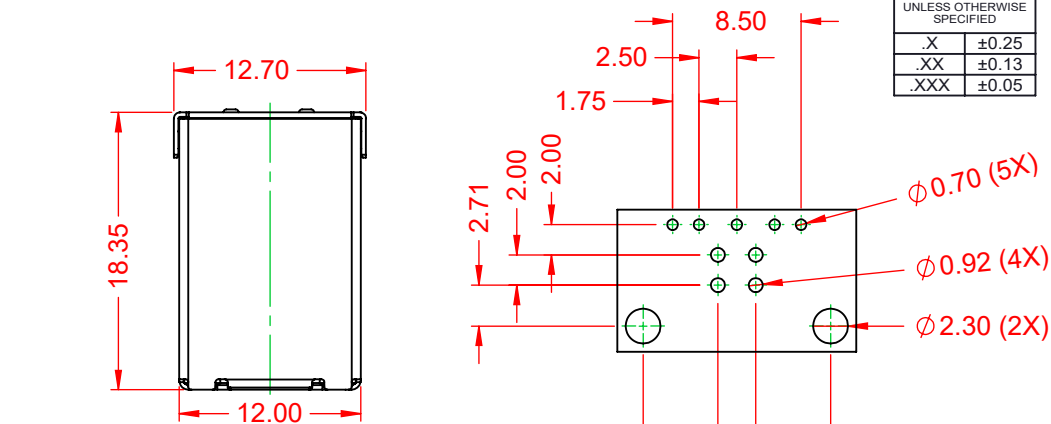
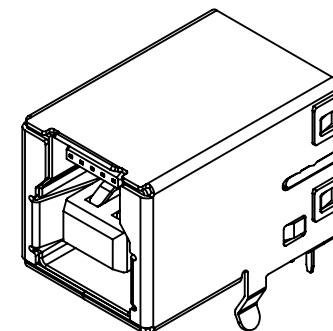


TOLERANCE UNLESS OTHERWISE SPECIFIED	
.X	±0.25
.XX	±0.13
.XXX	±0.05

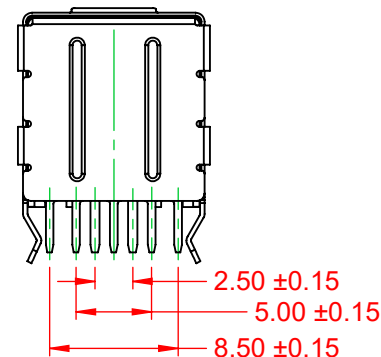
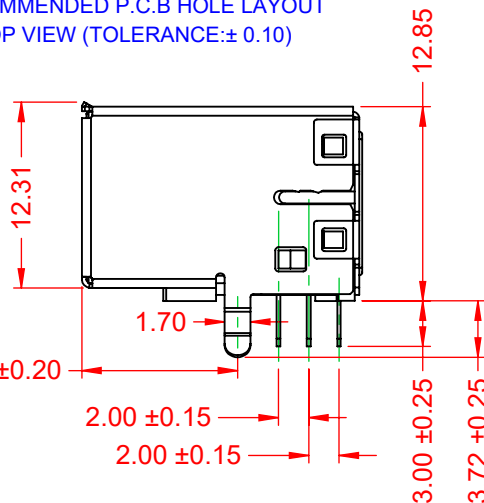
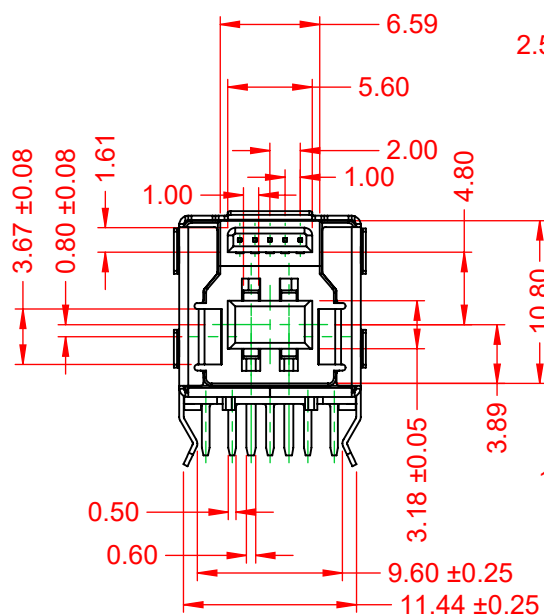
THIS IS A C.A.D. GENERATED DRAWING  
DO NOT MAKE MANUAL REVISIONS TO MASTER.



ISSUE NUMBER	
ORIGINAL	1

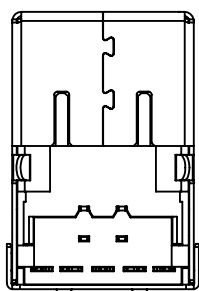


RECOMMENDED P.C.B HOLE LAYOUT  
TOP VIEW (TOLERANCE:± 0.10)



NOTE:  
ELECTRICAL SPECIFICATIONS:  
VOLTAGE RATING: 30V MAX.  
CURRENT RATING: 1.8A FOR PIN1 & PIN4  
0.25A FOR OTHER PINS  
CONTACT RESISTANCE: 30mΩ MAX FOR PIN1 & PIN4  
50mΩ MAX FOR OTHER PINS  
INSULATOR RESISTANCE: 100MΩ min.  
DIELECTRIC WITHSTANDING VOLTAGE: 100V AC  
OPERATING TEMPERATURE: -20°C ~ 85°C  
STORAGE TEMPERATURE: -20°C ~ 60°C

MATERIAL & FINISH:  
SHELL: STAINLESS STEEL, NICKEL PLATING  
HOUSING: PBT, BLACK IN COLOUR, UL94V-0  
CONTACTS: COPPER ALLOY, GOLD FLASH PLATING



### 690 SERIES RECEPTACLES USB TYPE-B RIGHT ANGLE PCB

ACAD REFERENCE NO.: 690P209-X2C-02X	
DRAWN: C.B	DATE: December 20, 2020
CHECKED:	DATE:
SCALE: 2:1	SHEET 1 OF 1
DRAWING NUMBER: 690P209-X2C-02X	ISSUE
PART NUMBER: 690P209-22C-021	1



THIS SERIES FULLY CONFORMS TO  
THE EUROPEAN UNION DIRECTIVES  
2011/65/EU FOR RoHS COMPLIANCY.



YOUR CONNECTION TO QUALITY & SERVICE

EDAC INC  
TORONTO, ONTARIO  
CANADA

THESE DRAWINGS AND SPECIFICATIONS  
ARE THE PROPERTY OF EDAC INC., AND  
SHALL NOT BE REPRODUCED, OR COPIED  
OR USED AS THE BASIS FOR THE  
MANUFACTURE OR SALE OF APPARATUS  
WITHOUT WRITTEN PERMISSION.