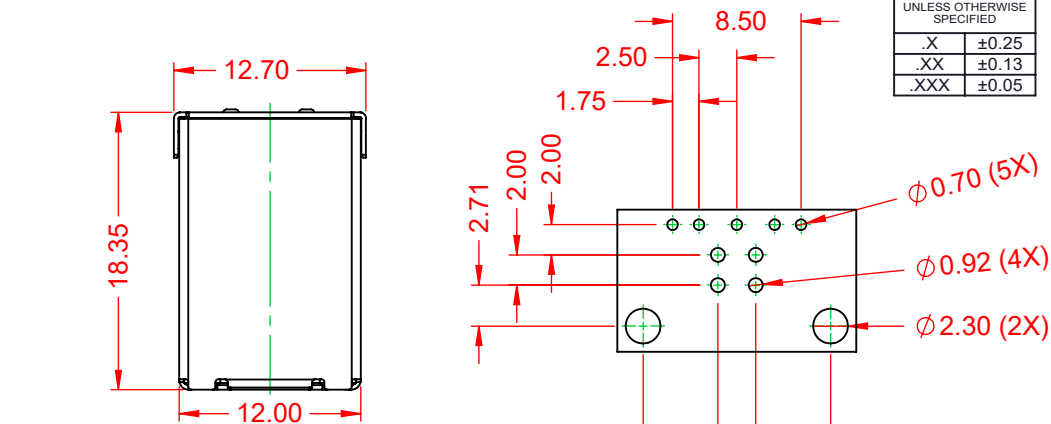
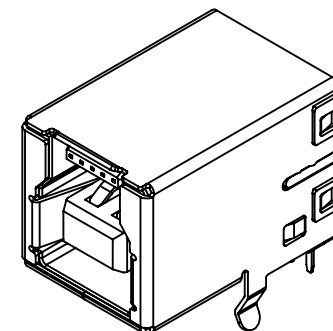


TOLERANCE UNLESS OTHERWISE SPECIFIED	
.X	±0.25
.XX	±0.13
.XXX	±0.05

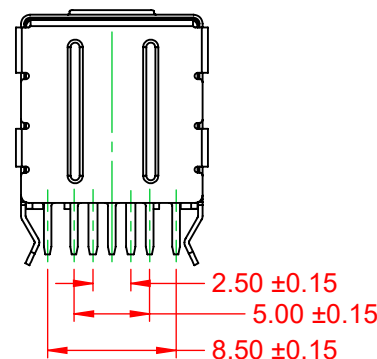
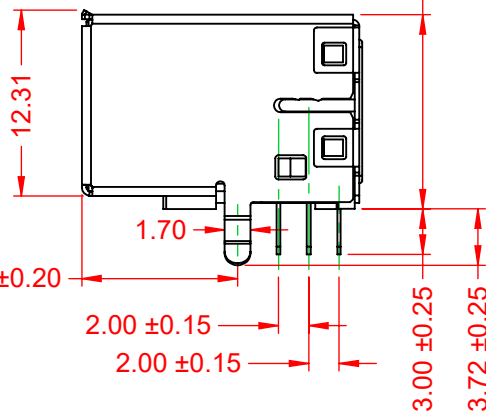
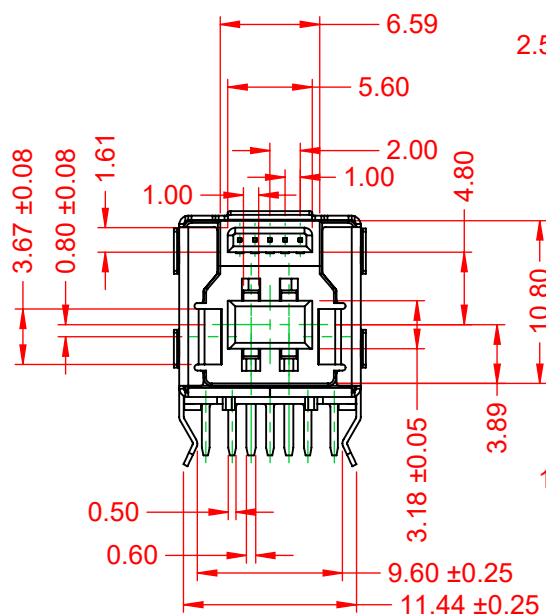
THIS IS A C.A.D. GENERATED DRAWING
DO NOT MAKE MANUAL REVISIONS TO MASTER.



ISSUE NUMBER
ORIGINAL ①

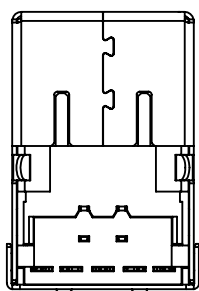


RECOMMENDED P.C.B HOLE LAYOUT
TOP VIEW (TOLERANCE: ± 0.10)



NOTE:
ELECTRICAL SPECIFICATIONS:
VOLTAGE RATING: 30V MAX.
CURRENT RATING: 1.8A FOR PIN1 & PIN4
0.25A FOR OTHER PINS
CONTACT RESISTANCE: 30mΩ MAX FOR PIN1 & PIN4
50mΩ MAX FOR OTHER PINS
INSULATOR RESISTANCE: 100MΩ min.
DIELECTRIC WITHSTANDING VOLTAGE: 100V AC
OPERATING TEMPERATURE: -20°C ~ 85°C
STORAGE TEMPERATURE: -20°C ~ 60°C

MATERIAL & FINISH:
SHELL: STAINLESS STEEL, NICKEL PLATING
HOUSING: PBT, BLUE IN COLOUR, UL94V-0
CONTACTS: COPPER ALLOY, 30µ" GOLD PLATING



690 SERIES RECEPTACLES USB TYPE-B RIGHT ANGLE PCB

ACAD REFERENCE NO.: 690P209-X2C-02X	
DRAWN: C.B	DATE: December 20, 2020
CHECKED:	DATE:
SCALE: 2:1	SHEET 1 OF 1
DRAWING NUMBER: 690P209-X2C-02X	ISSUE
PART NUMBER: 690P209-62C-022	1



THIS SERIES FULLY CONFORMS TO
THE EUROPEAN UNION DIRECTIVES
2011/65/EU FOR RoHS COMPLIANCY.



EDAC INC
TORONTO, ONTARIO
CANADA
YOUR CONNECTION TO QUALITY & SERVICE

THESE DRAWINGS AND SPECIFICATIONS
ARE THE PROPERTY OF EDAC INC., AND
SHALL NOT BE REPRODUCED, OR COPIED
OR USED AS THE BASIS FOR THE
MANUFACTURE OR SALE OF APPARATUS
WITHOUT WRITTEN PERMISSION.