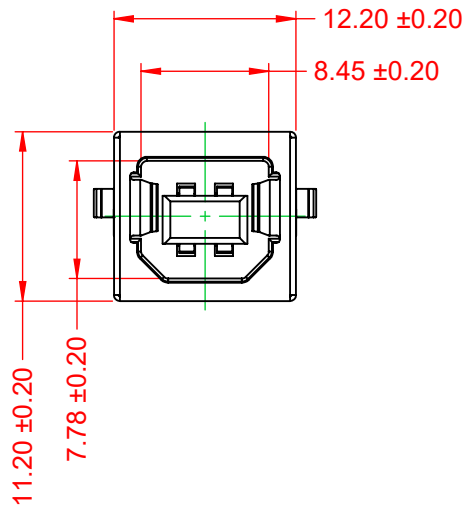


RECOMMENDED P.C.B HOLE LAYOUT
TOP VIEW (TOLERANCE:±0.05)

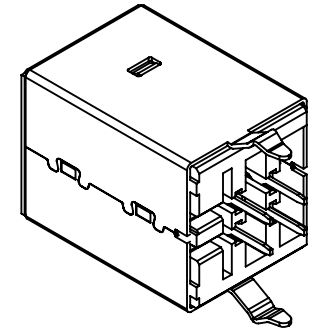
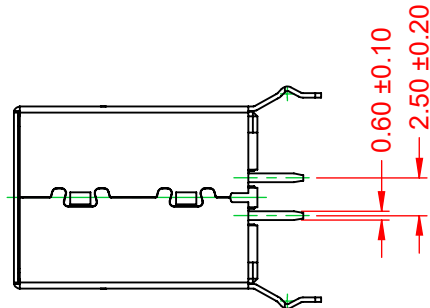
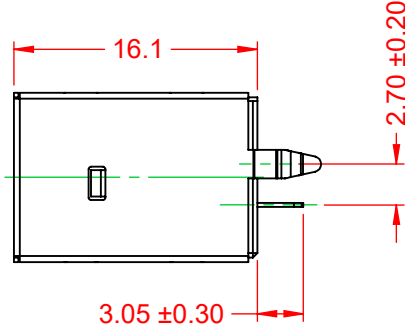
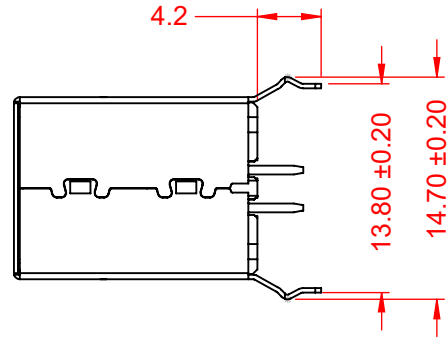


TOLERANCE UNLESS OTHERWISE SPECIFIED	
.X	±0.25
.XX	±0.13
.XXX	±0.05

THIS IS A C.A.D. GENERATED DRAWING
DO NOT MAKE MANUAL REVISIONS TO MASTER.



ISSUE NUMBER
ORIGINAL ①



NOTE:

ELECTRICAL SPECIFICATIONS:

VOLTAGE RATING:	30V MAX.
CURRENT RATING:	1.5A
CONTACT RESISTANCE:	30mΩ MAX.
INSULATOR RESISTANCE:	1000MΩ min.
DIELECTRIC WITHSTANDING VOLTAGE:	500V AC
OPERATING TEMPERATURE:	-20°C ~ 60°C
STORAGE TEMPERATURE:	-20°C ~ 60°C

MATERIAL & FINISH:

SHELL:	T=0.30, NICKEL PLATING
HOUSING:	PA6T, BLACK IN COLOUR, UL94V-0
CONTACTS:	COPPER ALLOY, 15μ" GOLD PLATING



THIS SERIES FULLY CONFORMS TO
THE EUROPEAN UNION DIRECTIVES
2011/65/EU FOR RoHS COMPLIANCY.



YOUR CONNECTION TO QUALITY & SERVICE

EDAC INC
TORONTO, ONTARIO
CANADA

THESE DRAWINGS AND SPECIFICATIONS
ARE THE PROPERTY OF EDAC INC., AND
SHALL NOT BE REPRODUCED, OR COPIED
OR USED AS THE BASIS FOR THE
MANUFACTURE OR SALE OF APPARATUS
WITHOUT WRITTEN PERMISSION.

690 SERIES RECEPTACLES USB 2.0
TYPE-B VERTICAL PCB

ACAD REFERENCE NO.: 690Q204-X43-2XX	
DRAWN: C.B	DATE: December 20, 2020
CHECKED:	DATE:
SCALE: 2:1	SHEET 1 OF 1
DRAWING NUMBER: 690Q204-X43-2XX	ISSUE
PART NUMBER: 690Q204-543-241	1