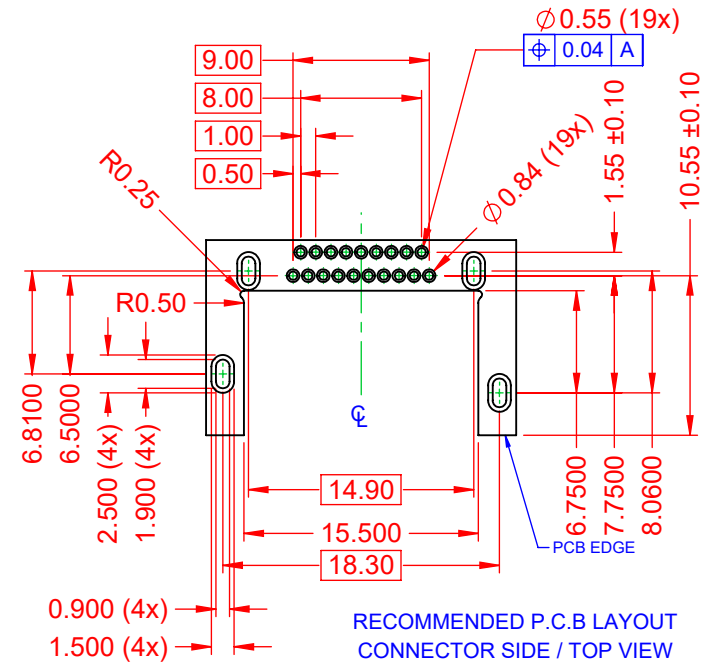
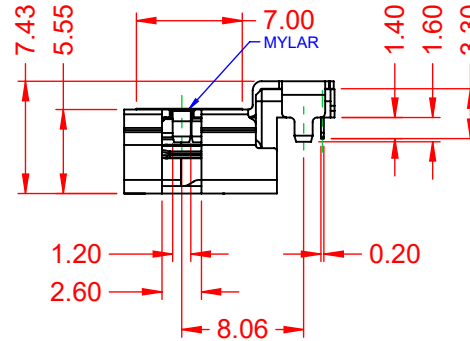
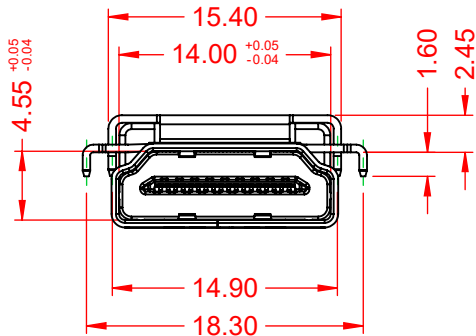


TOLERANCE UNLESS OTHERWISE SPECIFIED	
.X	±0.25
.XX	±0.15
.XXX	±0.05
.XXXX	±0.02

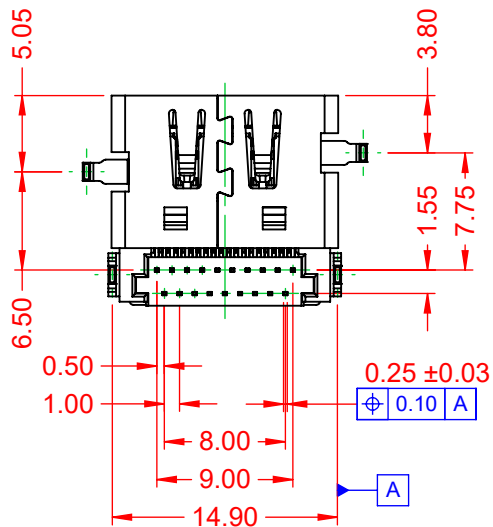
THIS IS A C.A.D. GENERATED DRAWING  
DO NOT MAKE MANUAL REVISIONS TO MASTER.



ISSUE NUMBER	
ORIGINAL	①



RECOMMENDED P.C.B LAYOUT  
CONNECTOR SIDE / TOP VIEW



**NOTE:**

**ELECTRICAL SPECIFICATIONS:**

- CURRENT RATING: 0.5A
- VOLTAGE RATING: 40V AC
- CONTACT RESISTANCE: 30mΩ MAX.
- DIELECTRIC WITHSTANDING VOLTAGE: 500V AC/ 1 MINUTE
- INSULATOR RESISTANCE:
  - A) UNMATED: 100MΩ min. @ 500 VDC
  - B) MATED: 10M min. @ 150 VDC
- OPERATING TEMPERATURE: -20°C~85°C
- STORAGE TEMPERATURE: -20°C~65°C

**MATERIAL & FINISH:**

- SHELL: COPPER ALLOY, NICKEL PLATED
- HOUSING: LCP, BLACK IN COLOUR, UL94V-0
- CONTACTS: COPPER ALLOY, 10µ" GOLD PLATED



THIS SERIES FULLY CONFORMS TO  
THE EUROPEAN UNION DIRECTIVES  
2011/65/EU FOR RoHS COMPLIANCY.



YOUR CONNECTION TO QUALITY & SERVICE

EDAC INC  
TORONTO, ONTARIO  
CANADA

THESE DRAWINGS AND SPECIFICATIONS  
ARE THE PROPERTY OF EDAC INC., AND  
SHALL NOT BE REPRODUCED, OR COPIED  
OR USED AS THE BASIS FOR THE  
MANUFACTURE OR SALE OF APPARATUS  
WITHOUT WRITTEN PERMISSION.

**HDMI TYPE A RECEPTACLE - MID-MOUNT**

ACAD REFERENCE NO.: 694C519-X53-011	
DRAWN: C.B	DATE: January 5, 2021
CHECKED:	DATE:
SCALE: 2:1	SHEET 1 OF 1
DRAWING NUMBER: 694C519-X53-011	ISSUE
PART NUMBER: 694C519-353-011	1