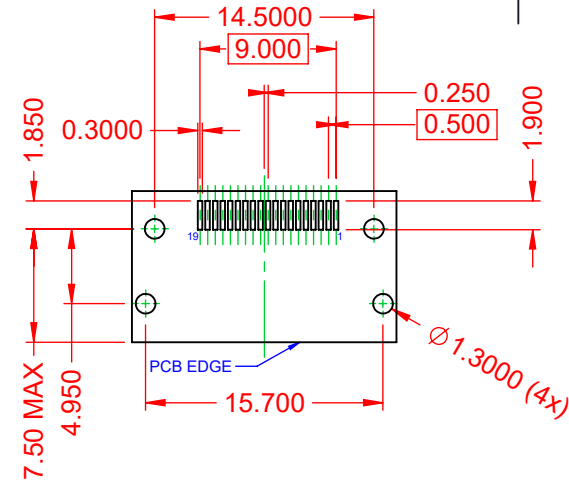
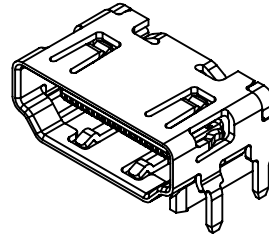
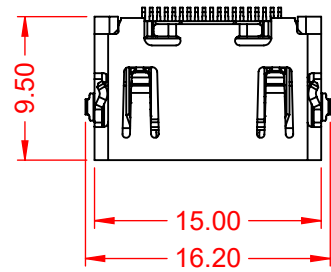


TOLERANCE UNLESS OTHERWISE SPECIFIED	
.X	±0.25
.XX	±0.15
.XXX	±0.05
.XXXX	±0.03

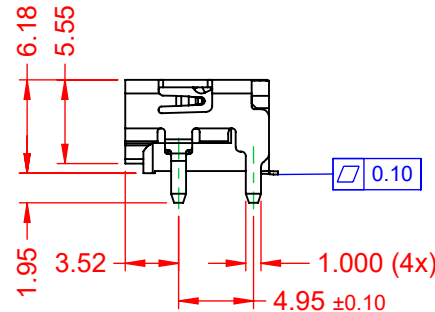
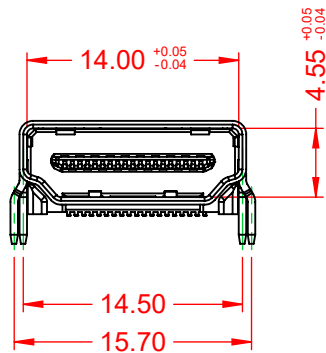
THIS IS A C.A.D. GENERATED DRAWING
DO NOT MAKE MANUAL REVISIONS TO MASTER.



ISSUE NUMBER
ORIGINAL ①

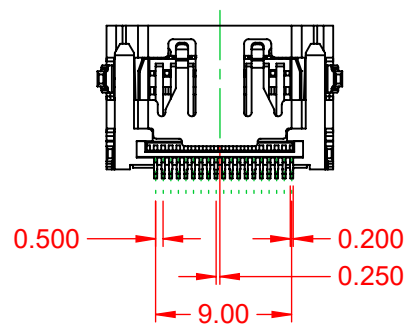


RECOMMENDED P.C.B LAYOUT
CONNECTOR SIDE / TOP VIEW



NOTE:
ELECTRICAL SPECIFICATIONS:
CURRENT RATING: 0.5A
VOLTAGE RATING: 40V AC
CONTACT RESISTANCE: 10mΩ MAX.
DIELECTRIC WITHSTANDING VOLTAGE: 500V AC/ 1 MINUTE
INSULATOR RESISTANCE:
A) UNMATED: 100MΩ min. @ 500 VDC
B) MATED: 10M min. @ 150 VDC
OPERATING TEMPERATURE: -20°C~85°C
STORAGE TEMPERATURE: -20°C~65°C

MATERIAL & FINISH:
SHELL: COPPER ALLOY, NICKEL PLATED
HOUSING: LCP, BLACK IN COLOUR, UL94V-0
CONTACTS: COPPER ALLOY, GOLD FLASH PLATED



HDMI TYPE A RECEPTACLE - RIGHT ANGLE SMT

ACAD REFERENCE NO.: 694D119-X64-411	
DRAWN: C.B	DATE: December 29, 2020
CHECKED:	DATE:
SCALE: 2:1	SHEET 1 OF 1
DRAWING NUMBER: 694D119-X64-411	ISSUE
PART NUMBER: 694D119-264-411	1



THIS SERIES FULLY CONFORMS TO
THE EUROPEAN UNION DIRECTIVES
2011/65/EU FOR RoHS COMPLIANCY.



EDAC INC
TORONTO, ONTARIO
CANADA
YOUR CONNECTION TO QUALITY & SERVICE

THESE DRAWINGS AND SPECIFICATIONS
ARE THE PROPERTY OF EDAC INC., AND
SHALL NOT BE REPRODUCED, OR COPIED
OR USED AS THE BASIS FOR THE
MANUFACTURE OR SALE OF APPARATUS
WITHOUT WRITTEN PERMISSION.