

TOLERANCE UNLESS OTHERWISE SPECIFIED	
.X	±0.25
.XX	±0.15
.XXX	±0.05

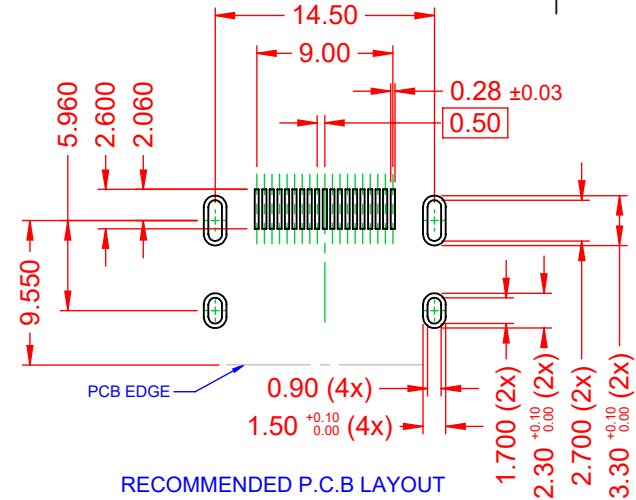
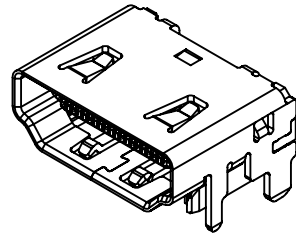
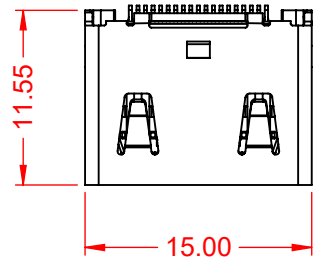
THIS IS A C.A.D. GENERATED DRAWING  
DO NOT MAKE MANUAL REVISIONS TO MASTER.



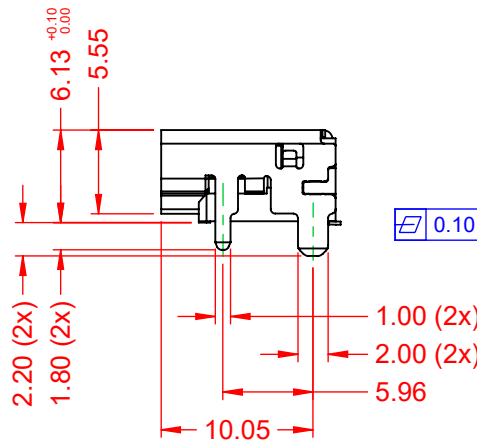
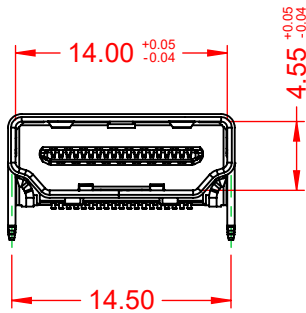
ISSUE NUMBER

ORIGINAL

1



RECOMMENDED P.C.B LAYOUT  
CONNECTOR SIDE / TOP VIEW



NOTE:

ELECTRICAL SPECIFICATIONS:

CURRENT RATING: 0.5A

VOLTAGE RATING: 40V AC

CONTACT RESISTANCE: 10mΩ MAX.

DIIELECTRIC WITHSTANDING VOLTAGE: 500V AC/ 1 MINUTE

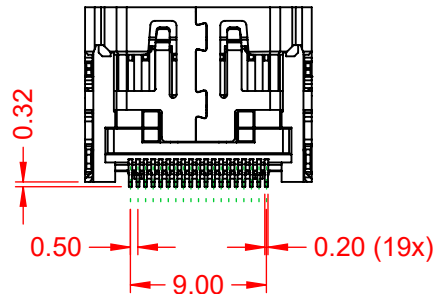
INSULATOR RESISTANCE:  
A) UNMATED: 100MΩ min. @ 500 VDC  
B) MATED: 10M min. @ 150 VDC

OPERATING TEMPERATURE: -20°C~85°C

STORAGE TEMPERATURE: -20°C~65°C

MATERIAL & FINISH:

SHELL: COPPER ALLOY, NICKEL PLATED  
HOUSING: LCP, BLACK IN COLOUR, UL94V-0  
CONTACTS: COPPER ALLOY, 10μ" GOLD PLATED



HDMI TYPE A RECEPTACLE - RIGHT ANGLE SMT

ACAD REFERENCE NO.: 694D119-X68-011

DRAWN: C.B

DATE: January 8, 2021

CHECKED:

DATE:

SCALE: 2:1

SHEET 1 OF 1

DRAWING NUMBER: 694D119-X68-011

ISSUE

PART NUMBER: 694D119-368-011

1



THIS SERIES FULLY CONFORMS TO  
THE EUROPEAN UNION DIRECTIVES  
2011/65/EU FOR RoHS COMPLIANCY.



YOUR CONNECTION TO QUALITY & SERVICE

EDAC INC  
TORONTO, ONTARIO  
CANADA

THESE DRAWINGS AND SPECIFICATIONS  
ARE THE PROPERTY OF EDAC INC., AND  
SHALL NOT BE REPRODUCED, OR COPIED  
OR USED AS THE BASIS FOR THE  
MANUFACTURE OR SALE OF APPARATUS  
WITHOUT WRITTEN PERMISSION.