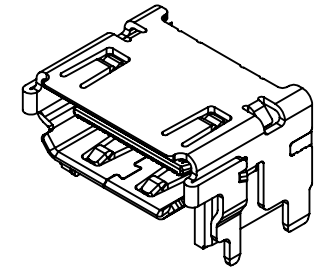
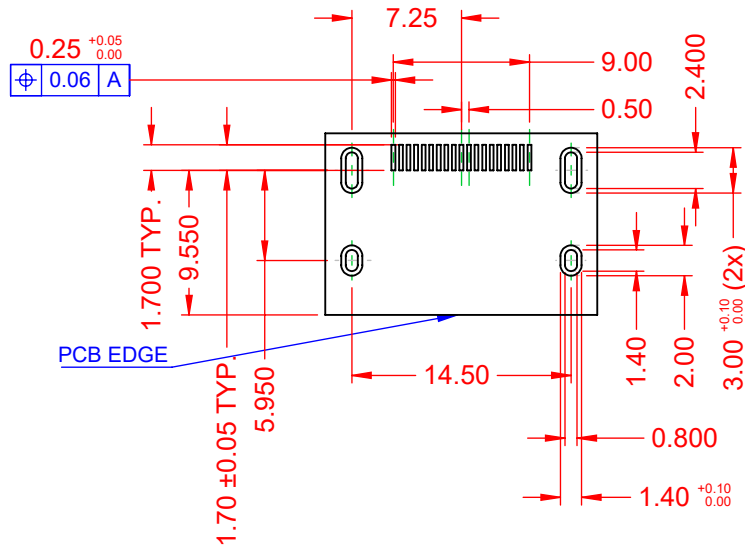
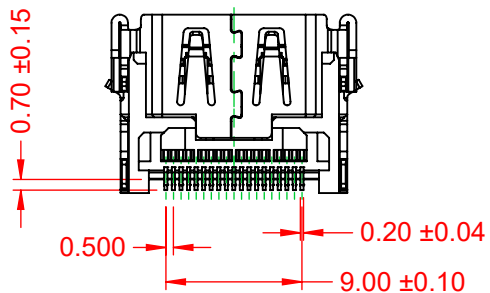
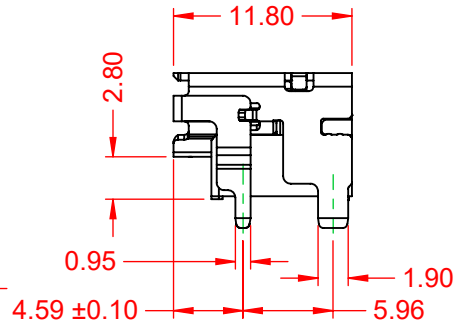
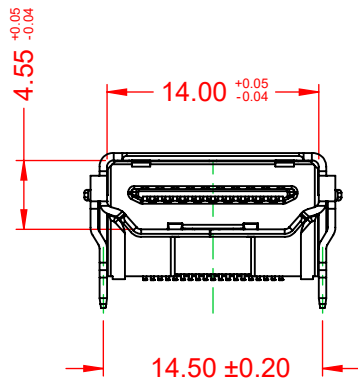
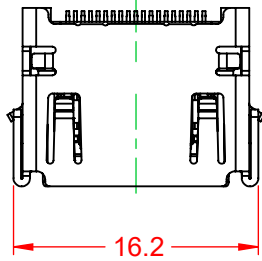


| TOLERANCE UNLESS OTHERWISE SPECIFIED | |
|--|-------|
| .X | ±0.25 |
| .XX | ±0.13 |
| .XXX | ±0.05 |

THIS IS A C.A.D. GENERATED DRAWING
DO NOT MAKE MANUAL REVISIONS TO MASTER.



| ISSUE NUMBER | |
|--------------|---|
| ORIGINAL | ① |



RECOMMENDED P.C.B LAYOUT
CONNECTOR SIDE TOP VIEW

NOTE:

ELECTRICAL SPECIFICATIONS:

| | |
|----------------------------------|----------------------|
| CURRENT RATING: | 0.5A |
| VOLTAGE RATING: | 40V |
| CONTACT RESISTANCE: | 10mΩ MAX. |
| DIELECTRIC WITHSTANDING VOLTAGE: | 500V AC/ 1 MINUTE |
| INSULATOR RESISTANCE: | |
| A) UNMATED | 100MΩ min. @ 500 VDC |
| B) MATED | 10MΩ min. @ 150 VDC |
| OPERATING TEMPERATURE: | -20°C~85°C |
| STORAGE TEMPERATURE: | -20°C~65°C |

MATERIAL & FINISH:

| | |
|-----------|--------------------------------|
| SHELL: | COPPER ALLOY, NICKEL PLATED |
| HOUSING: | LCP, BLACK IN COLOUR, UL94V-0 |
| CONTACTS: | COPPER ALLOY, 15µ" GOLD PLATED |

**690 SERIES RECEPTACLES HDMI
TYPE-A R/A SMT - NON STANDARD**

| | |
|-------------------------------------|-------------------------|
| ACAD REFERENCE NO.: 694D119-X64-111 | |
| DRAWN: C.B | DATE: December 29, 2020 |
| CHECKED: | DATE: |
| SCALE: 2:1 | SHEET 1 OF 1 |
| DRAWING NUMBER: 694D119-X64-111 | ISSUE |
| PART NUMBER: 694D119-564-111 | 1 |



THIS SERIES FULLY CONFORMS TO
THE EUROPEAN UNION DIRECTIVES
2011/65/EU FOR RoHS COMPLIANCY.



YOUR CONNECTION TO QUALITY & SERVICE

EDAC INC
TORONTO, ONTARIO
CANADA

THESE DRAWINGS AND SPECIFICATIONS
ARE THE PROPERTY OF EDAC INC., AND
SHALL NOT BE REPRODUCED, OR COPIED
OR USED AS THE BASIS FOR THE
MANUFACTURE OR SALE OF APPARATUS
WITHOUT WRITTEN PERMISSION.