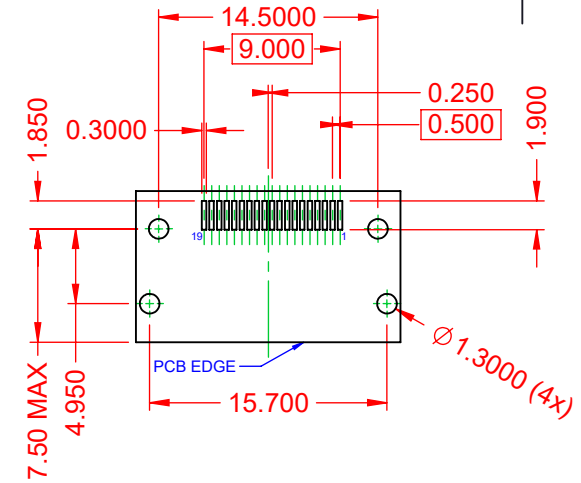
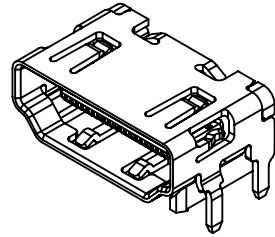
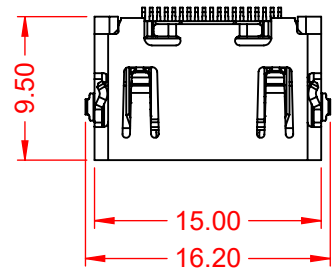


TOLERANCE UNLESS OTHERWISE SPECIFIED	
.X	±0.25
.XX	±0.15
.XXX	±0.05
.XXXX	±0.03

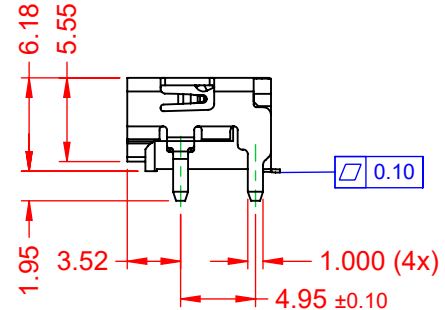
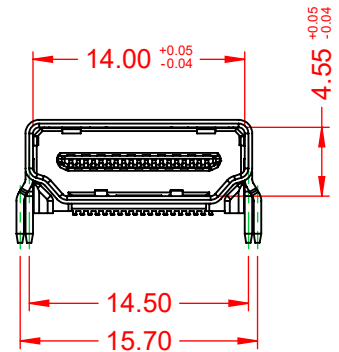
THIS IS A C.A.D. GENERATED DRAWING
DO NOT MAKE MANUAL REVISIONS TO MASTER.



ISSUE NUMBER	1
ORIGINAL	

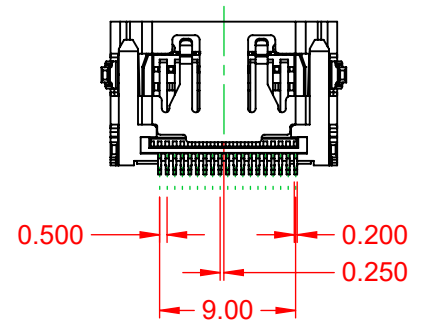


RECOMMENDED P.C.B. LAYOUT
CONNECTOR SIDE / TOP VIEW



NOTE:
ELECTRICAL SPECIFICATIONS:
CURRENT RATING: 0.5A
VOLTAGE RATING: 40V AC
CONTACT RESISTANCE: 10mΩ MAX.
DIELECTRIC WITHSTANDING VOLTAGE: 500V AC/ 1 MINUTE
INSULATOR RESISTANCE:
A) UNMATED: 100MΩ min. @ 500 VDC
B) MATED: 10M min. @ 150 VDC
OPERATING TEMPERATURE: -20°C~85°C
STORAGE TEMPERATURE: -20°C~65°C

MATERIAL & FINISH:
SHELL: COPPER ALLOY, NICKEL PLATED
HOUSING: LCP, BLACK IN COLOUR, UL94V-0
CONTACTS: COPPER ALLOY, 30µ" GOLD PLATED



HDMI TYPE A RECEPTACLE - RIGHT ANGLE SMT		ACAD REFERENCE NO.: 694D119-X64-411	
		DRAWN: C.B	DATE: December 29, 2020
EDAC INC TORONTO, ONTARIO CANADA YOUR CONNECTION TO QUALITY & SERVICE		CHECKED:	DATE:
		SCALE: 2:1	SHEET 1 OF 1
THESE DRAWINGS AND SPECIFICATIONS ARE THE PROPERTY OF EDAC INC., AND SHALL NOT BE REPRODUCED, OR COPIED OR USED AS THE BASIS FOR THE MANUFACTURE OR SALE OF APPARATUS WITHOUT WRITTEN PERMISSION.			DRAWING NUMBER: 694D119-X64-411
			PART NUMBER: 694D119-664-411
			ISSUE 1

THIS SERIES FULLY CONFORMS TO THE EUROPEAN UNION DIRECTIVES 2011/65/EU FOR RoHS COMPLIANCY.