

TOLERANCE UNLESS OTHERWISE SPECIFIED	
.X	±0.25
.XX	±0.15
.XXX	±0.05

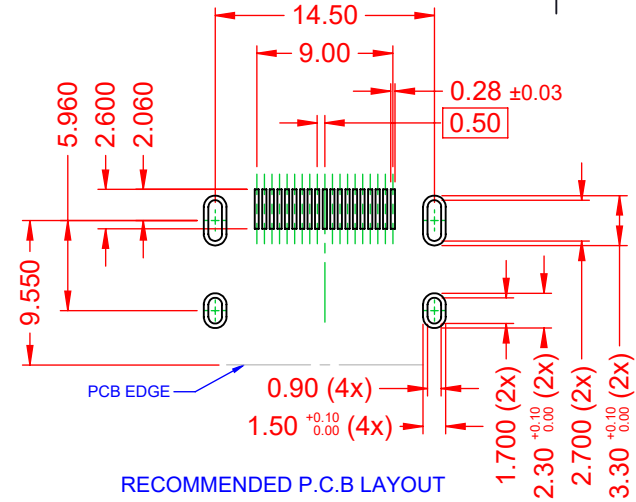
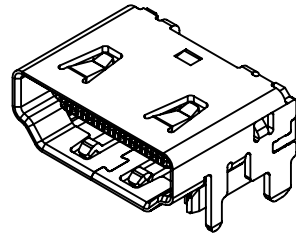
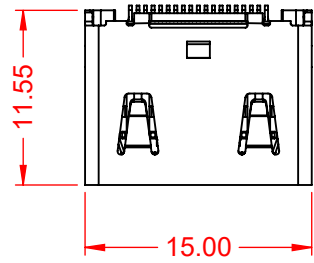
THIS IS A C.A.D. GENERATED DRAWING
DO NOT MAKE MANUAL REVISIONS TO MASTER.



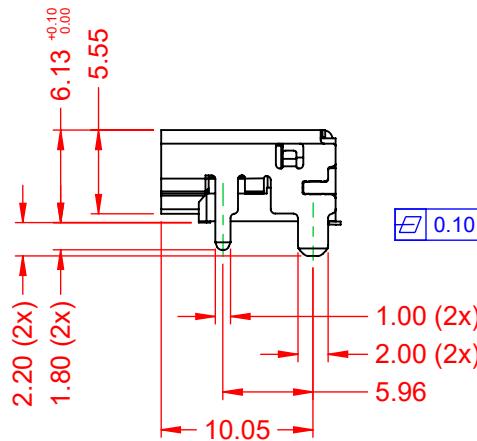
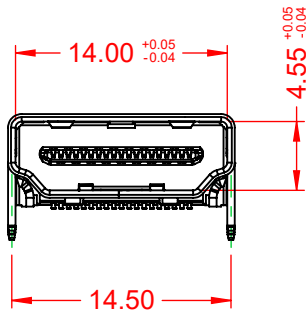
ISSUE NUMBER

ORIGINAL

1



RECOMMENDED P.C.B LAYOUT
CONNECTOR SIDE / TOP VIEW



NOTE:

ELECTRICAL SPECIFICATIONS:

CURRENT RATING: 0.5A

VOLTAGE RATING: 40V AC

CONTACT RESISTANCE: 10mΩ MAX.

DIELECTRIC WITHSTANDING

VOLTAGE: 500V AC/ 1 MINUTE

INSULATOR RESISTANCE:

A) UNMATED: 100MΩ min. @ 500 VDC

B) MATED: 10MΩ min. @ 150 VDC

OPERATING TEMPERATURE: -20°C~85°C

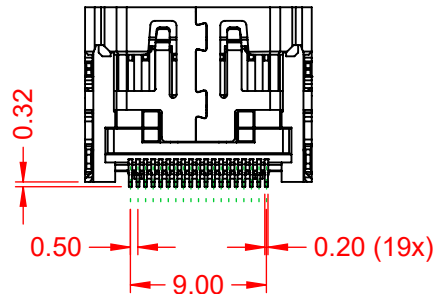
STORAGE TEMPERATURE: -20°C~65°C

MATERIAL & FINISH:

SHELL: COPPER ALLOY, NICKEL PLATED

HOUSING: LCP, BLACK IN COLOUR, UL94V-0

CONTACTS: COPPER ALLOY, 30μ" GOLD PLATED



HDMI TYPE A RECEPTACLE - RIGHT ANGLE SMT

ACAD REFERENCE NO.: 694D119-X68-011

DRAWN: C.B

DATE: January 8, 2021

CHECKED:

DATE:

SCALE: 2:1

SHEET 1 OF 1

DRAWING NUMBER: 694D119-X68-011

ISSUE

PART NUMBER: 694D119-668-011

1



THIS SERIES FULLY CONFORMS TO
THE EUROPEAN UNION DIRECTIVES
2011/65/EU FOR RoHS COMPLIANCY.



YOUR CONNECTION TO QUALITY & SERVICE

EDAC INC
TORONTO, ONTARIO
CANADA

THESE DRAWINGS AND SPECIFICATIONS
ARE THE PROPERTY OF EDAC INC., AND
SHALL NOT BE REPRODUCED, OR COPIED
OR USED AS THE BASIS FOR THE
MANUFACTURE OR SALE OF APPARATUS
WITHOUT WRITTEN PERMISSION.