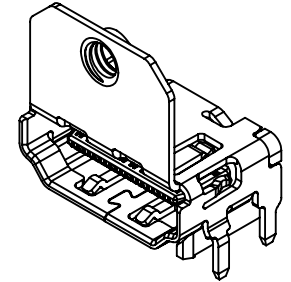
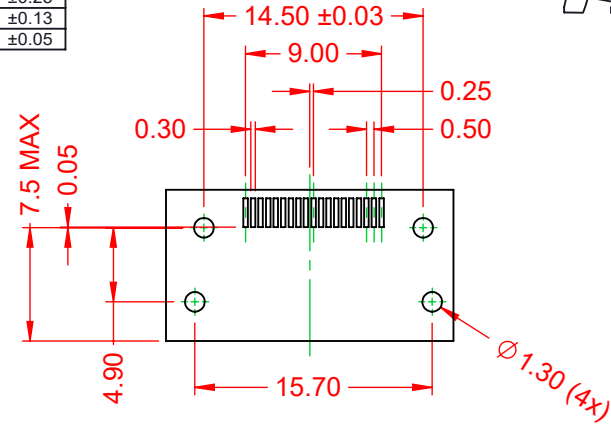
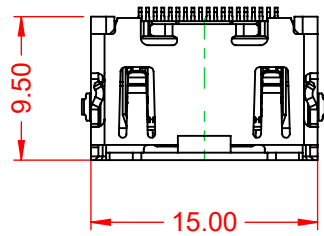


TOLERANCE UNLESS OTHERWISE SPECIFIED	
.X	±0.25
.XX	±0.13
.XXX	±0.05

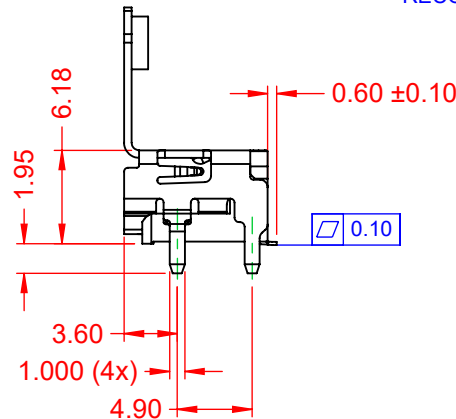
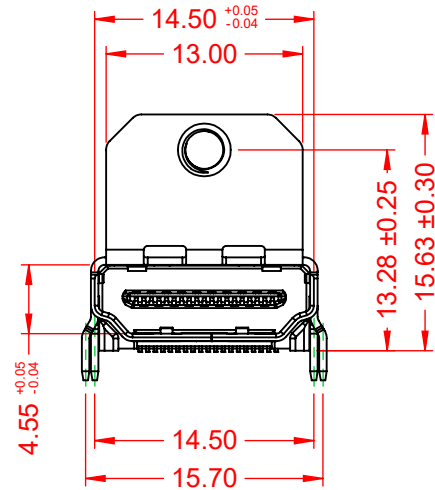
THIS IS A C.A.D. GENERATED DRAWING  
DO NOT MAKE MANUAL REVISIONS TO MASTER.



ISSUE NUMBER	
ORIGINAL	①

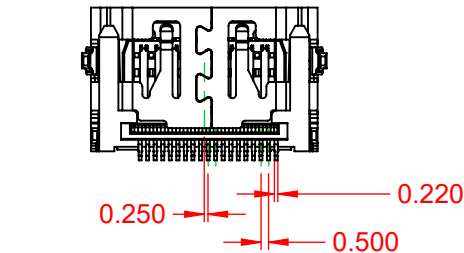


RECOMMENDED P.C.B LAYOUT CONNECTOR SIDE  
TOLERANCE: ±0.05



NOTE:  
ELECTRICAL SPECIFICATIONS:  
CURRENT RATING: 0.5A  
VOLTAGE RATING: 40V  
CONTACT RESISTANCE: 10mΩ MAX.  
DIELECTRIC WITHSTANDING VOLTAGE: 300V AC/ 1 MINUTE  
INSULATOR RESISTANCE:  
A) UNMATED 100MΩ min. @ 500 VDC  
B) MATED 10M min. @ 150 VDC  
OPERATING TEMPERATURE: -20°C~85°C  
STORAGE TEMPERATURE: -20°C~65°C

MATERIAL & FINISH:  
SHELL: COPPER ALLOY, NICKEL PLATED  
HOUSING: LCP, BLACK IN COLOUR, UL94V-0  
CONTACTS: COPPER ALLOY, 30µ" GOLD PLATED



690 SERIES RECEPTACLES HDMI  
TYPE-A R/A SMT - M3 MOUNTING

ACAD REFERENCE NO.: 694E119-X64-811	
DRAWN: C.B	DATE: December 30, 2020
CHECKED:	DATE:
SCALE: 2:1	SHEET 1 OF 1
DRAWING NUMBER: 694E119-X64-811	ISSUE
PART NUMBER: 694E119-664-811	1



THIS SERIES FULLY CONFORMS TO  
THE EUROPEAN UNION DIRECTIVES  
2011/65/EU FOR RoHS COMPLIANCY.



YOUR CONNECTION TO QUALITY & SERVICE

EDAC INC  
TORONTO, ONTARIO  
CANADA

THESE DRAWINGS AND SPECIFICATIONS  
ARE THE PROPERTY OF EDAC INC., AND  
SHALL NOT BE REPRODUCED, OR COPIED  
OR USED AS THE BASIS FOR THE  
MANUFACTURE OR SALE OF APPARATUS  
WITHOUT WRITTEN PERMISSION.