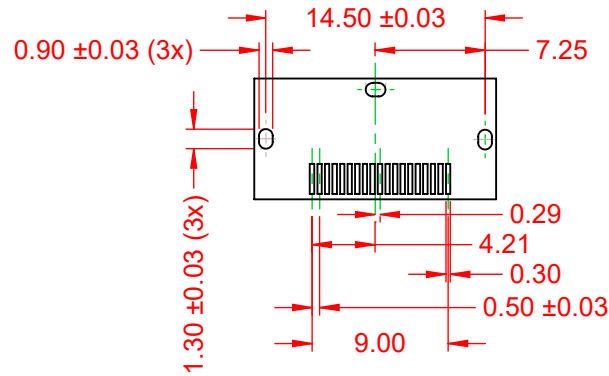
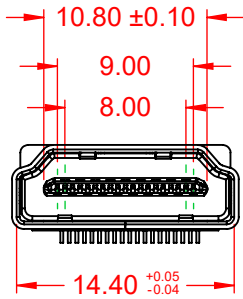


TOLERANCE UNLESS OTHERWISE SPECIFIED	
.X	±0.25
.XX	±0.13
.XXX	±0.05

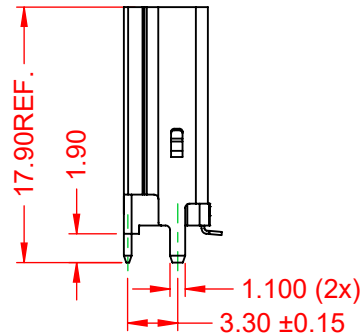
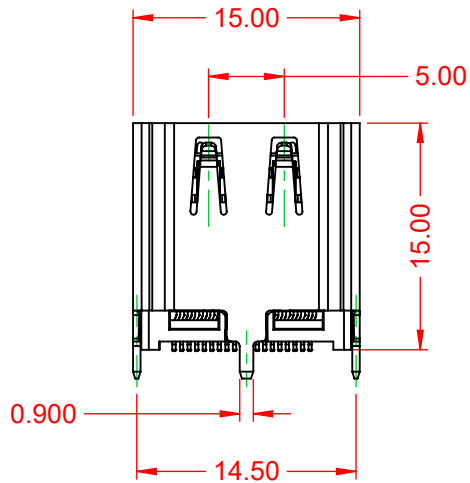
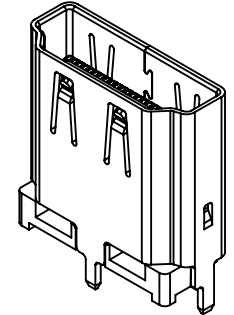
THIS IS A C.A.D. GENERATED DRAWING
DO NOT MAKE MANUAL REVISIONS TO MASTER.



ISSUE NUMBER	①
ORIGINAL	

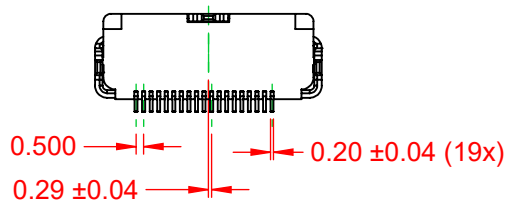


RECOMMENDED P.C.B LAYOUT
TOP VIEW
TOLERANCE: ±1.60mm



NOTE:
ELECTRICAL SPECIFICATIONS:
CURRENT RATING: 0.5A
VOLTAGE RATING: 40V
CONTACT RESISTANCE: 10mΩ MAX.
DIELECTRIC WITHSTANDING VOLTAGE: 300V AC/ 1 MINUTE
INSULATOR RESISTANCE:
A) UNMATED 100MΩ min. @ 500 VDC
B) MATED 10MΩ min. @ 150 VDC
OPERATING TEMPERATURE: -20°C~85°C
STORAGE TEMPERATURE: -20°C~65°C

MATERIAL & FINISH:
SHELL: COPPER ALLOY, NICKEL PLATED
HOUSING: LCP, BLACK IN COLOUR, UL94V-0
CONTACTS: COPPER ALLOY, 5μ" GOLD PLATED



690 SERIES RECEPTACLES HDMI TYPE-A VERTICAL SMT		ACAD REFERENCE NO.: 694F119XX71-011	
		DRAWN: C.B	DATE: January 3, 2021
CHECKED:		DATE:	
SCALE: 2:1	SHEET 1 OF 1		
DRAWING NUMBER: 694F119XX71-011			ISSUE
PART NUMBER: 694F119-171-011			1



THIS SERIES FULLY CONFORMS TO
THE EUROPEAN UNION DIRECTIVES
2011/65/EU FOR RoHS COMPLIANCY.



EDAC INC
TORONTO, ONTARIO
CANADA
YOUR CONNECTION TO QUALITY & SERVICE

THESE DRAWINGS AND SPECIFICATIONS
ARE THE PROPERTY OF EDAC INC., AND
SHALL NOT BE REPRODUCED, OR COPIED
OR USED AS THE BASIS FOR THE
MANUFACTURE OR SALE OF APPARATUS
WITHOUT WRITTEN PERMISSION.