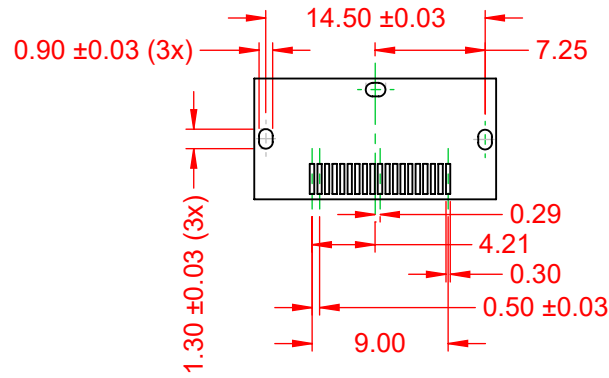
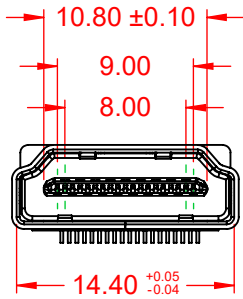


TOLERANCE UNLESS OTHERWISE SPECIFIED	
.X	±0.25
.XX	±0.13
.XXX	±0.05

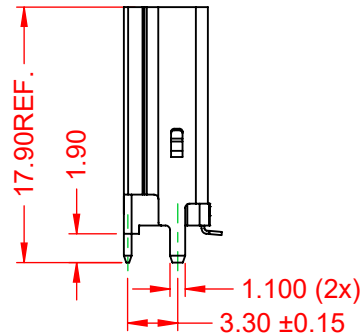
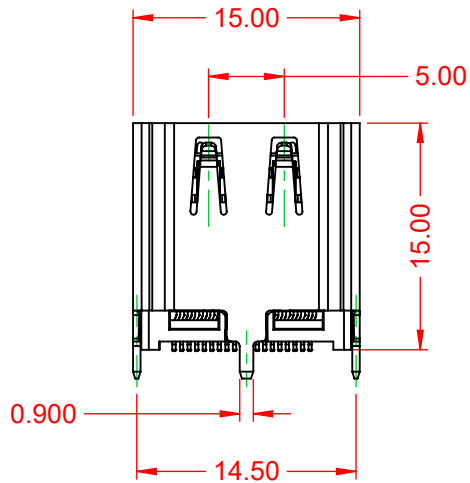
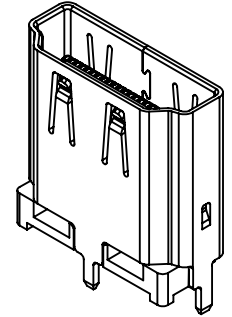
THIS IS A C.A.D. GENERATED DRAWING  
DO NOT MAKE MANUAL REVISIONS TO MASTER.



ISSUE NUMBER	①
ORIGINAL	

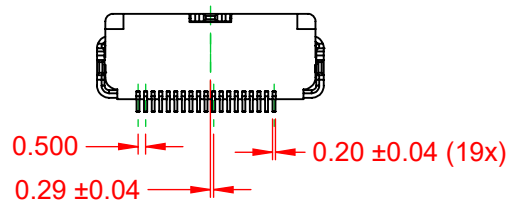


RECOMMENDED P.C.B LAYOUT  
TOP VIEW  
TOLERANCE: ±1.60mm



**NOTE:**  
ELECTRICAL SPECIFICATIONS:  
CURRENT RATING: 0.5A  
VOLTAGE RATING: 40V  
CONTACT RESISTANCE: 10mΩ MAX.  
DIELECTRIC WITHSTANDING VOLTAGE: 300V AC/ 1 MINUTE  
INSULATOR RESISTANCE:  
A) UNMATED 100MΩ min. @ 500 VDC  
B) MATED 10M min. @ 150 VDC  
OPERATING TEMPERATURE: -20°C~85°C  
STORAGE TEMPERATURE: -20°C~65°C

**MATERIAL & FINISH:**  
SHELL: COPPER ALLOY, NICKEL PLATED  
HOUSING: LCP, BLACK IN COLOUR, UL94V-0  
CONTACTS: COPPER ALLOY, GOLD FLASH PLATED



<p>690 SERIES RECEPTACLES HDMI TYPE-A VERTICAL SMT</p>		ACAD REFERENCE NO.: 694F119XX71-011	
		DRAWN: C.B	DATE: January 3, 2021
CHECKED:		DATE:	
SCALE: 2:1		SHEET 1 OF 1	
DRAWING NUMBER: 694F119XX71-011			ISSUE
PART NUMBER: 694F119-271-011			1



THIS SERIES FULLY CONFORMS TO  
THE EUROPEAN UNION DIRECTIVES  
2011/65/EU FOR RoHS COMPLIANCY.



EDAC INC  
TORONTO, ONTARIO  
CANADA  
YOUR CONNECTION TO QUALITY & SERVICE

THESE DRAWINGS AND SPECIFICATIONS  
ARE THE PROPERTY OF EDAC INC., AND  
SHALL NOT BE REPRODUCED, OR COPIED  
OR USED AS THE BASIS FOR THE  
MANUFACTURE OR SALE OF APPARATUS  
WITHOUT WRITTEN PERMISSION.