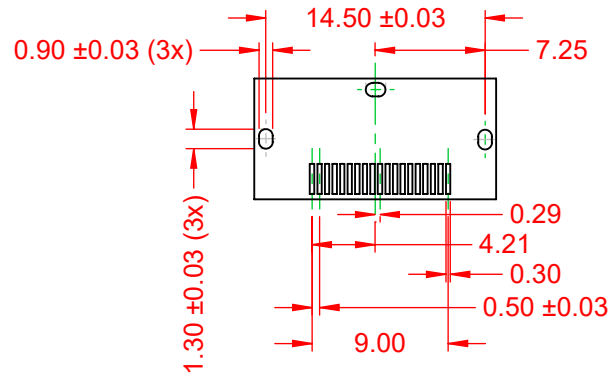
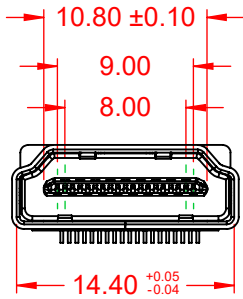


TOLERANCE UNLESS OTHERWISE SPECIFIED	
.X	±0.25
.XX	±0.13
.XXX	±0.05

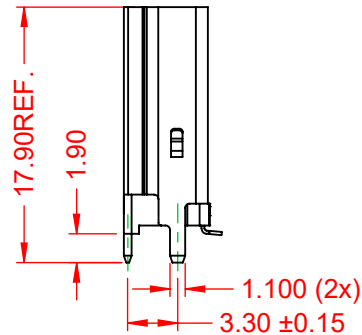
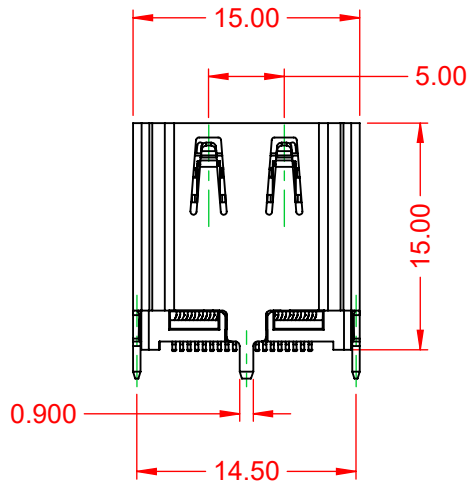
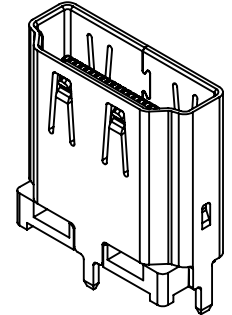
THIS IS A C.A.D. GENERATED DRAWING  
DO NOT MAKE MANUAL REVISIONS TO MASTER.



ISSUE NUMBER	①
ORIGINAL	

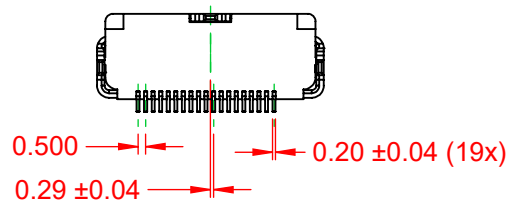


RECOMMENDED P.C.B LAYOUT  
TOP VIEW  
TOLERANCE: ±1.60mm



NOTE:  
ELECTRICAL SPECIFICATIONS:  
CURRENT RATING: 0.5A  
VOLTAGE RATING: 40V  
CONTACT RESISTANCE: 10mΩ MAX.  
DIELECTRIC WITHSTANDING VOLTAGE: 300V AC/ 1 MINUTE  
INSULATOR RESISTANCE:  
A) UNMATED 100MΩ min. @ 500 VDC  
B) MATED 10M min. @ 150 VDC  
OPERATING TEMPERATURE: -20°C~85°C  
STORAGE TEMPERATURE: -20°C~65°C

MATERIAL & FINISH:  
SHELL: COPPER ALLOY, GOLD FLASH PLATED  
HOUSING: LCP, BLACK IN COLOUR, UL94V-0  
CONTACTS: COPPER ALLOY, GOLD FLASH PLATED



<b>690 SERIES RECEPTACLES HDMI TYPE-A VERTICAL SMT</b>		ACAD REFERENCE NO.: 694F119XX71-011	
		DRAWN: C.B	DATE: January 3, 2021
<b>EDAC</b> TORONTO, ONTARIO CANADA YOUR CONNECTION TO QUALITY & SERVICE		CHECKED:	DATE:
		SCALE: 2:1	SHEET 1 OF 1
THESE DRAWINGS AND SPECIFICATIONS ARE THE PROPERTY OF EDAC INC., AND SHALL NOT BE REPRODUCED, OR COPIED OR USED AS THE BASIS FOR THE MANUFACTURE OR SALE OF APPARATUS WITHOUT WRITTEN PERMISSION.			DRAWING NUMBER: 694F119XX71-011
			PART NUMBER: 694F119G271-011
			ISSUE 1



THIS SERIES FULLY CONFORMS TO  
THE EUROPEAN UNION DIRECTIVES  
2011/65/EU FOR RoHS COMPLIANCY.