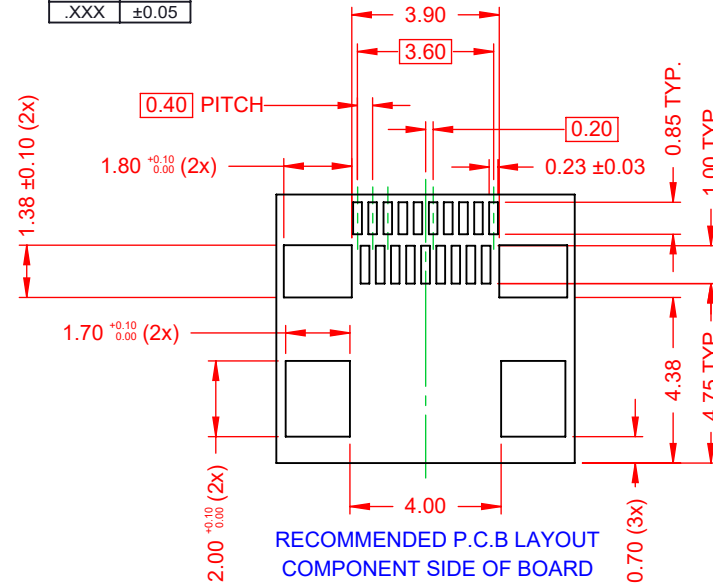
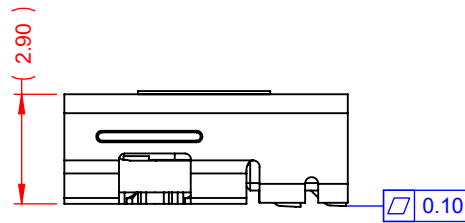
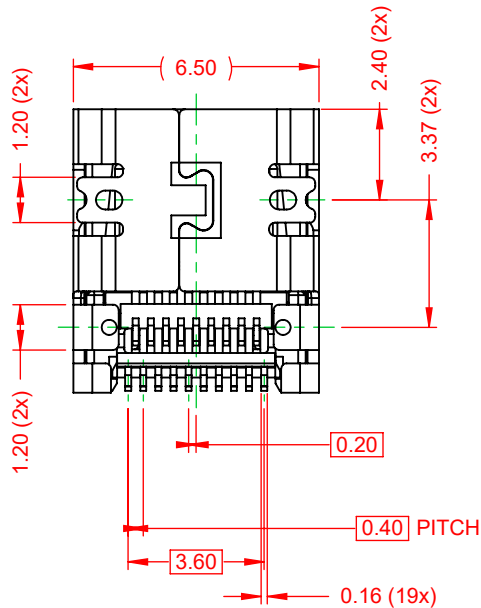
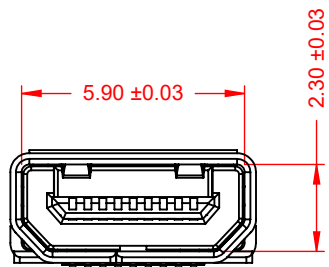
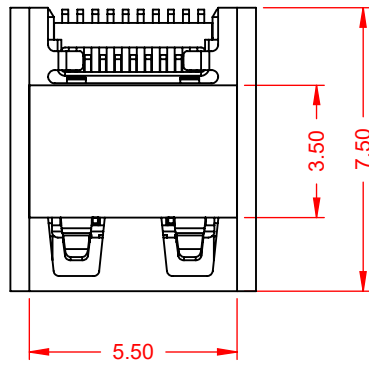


TOLERANCE UNLESS OTHERWISE SPECIFIED	
.X	±0.25
.XX	±0.13
.XXX	±0.05

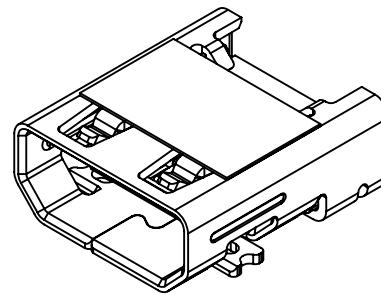
THIS IS A C.A.D. GENERATED DRAWING  
DO NOT MAKE MANUAL REVISIONS TO MASTER.



ISSUE NUMBER	
ORIGINAL	①



RECOMMENDED P.C.B LAYOUT  
COMPONENT SIDE OF BOARD  
TOLERANCE: ±0.05



**NOTE:**

**ELECTRICAL SPECIFICATIONS:**

CURRENT RATING:	0.3A MIN. 0.8A MAX.
VOLTAGE RATING:	40VAC MAX. 30VDC MAX.
CONTACT RESISTANCE:	10mΩ MAX.
DIELECTRIC WITHSTANDING VOLTAGE:	
UNMATED CONNECTORS APPLY:	250C AC(RMS)
MATED CONNECTORS APPLY:	150C AC(RMS)
INSULATOR RESISTANCE:	100MΩ min.
OPERATING TEMPERATURE:	-25°C~80°C

**MATERIAL & FINISH:**

SHELL:	STAINLESS STEEL, HALF BRIGHT TIN PLATED
HOUSING:	LCP, BLACK IN COLOUR, UL94V-0
CONTACTS:	COPPER ALLOY, 5μ" GOLD PLATED



THIS SERIES FULLY CONFORMS TO  
THE EUROPEAN UNION DIRECTIVES  
2011/65/EU FOR RoHS COMPLIANCY.

**690 SERIES RECEPTACLES HDMI TYPE-D**



YOUR CONNECTION TO QUALITY & SERVICE

EDAC INC  
TORONTO, ONTARIO  
CANADA

THESE DRAWINGS AND SPECIFICATIONS  
ARE THE PROPERTY OF EDAC INC., AND  
SHALL NOT BE REPRODUCED, OR COPIED  
OR USED AS THE BASIS FOR THE  
MANUFACTURE OR SALE OF APPARATUS  
WITHOUT WRITTEN PERMISSION.

ACAD REFERENCE NO.: 694H319-X66-211	
DRAWN: C.B	DATE: January 4, 2021
CHECKED:	DATE:
SCALE: 5:1	SHEET 1 OF 1
DRAWING NUMBER: 694H319-X66-211	ISSUE
PART NUMBER: 694H319-166-211	1