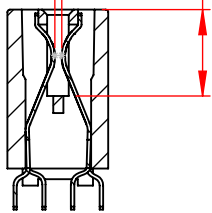
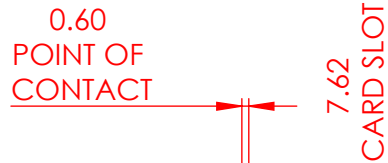
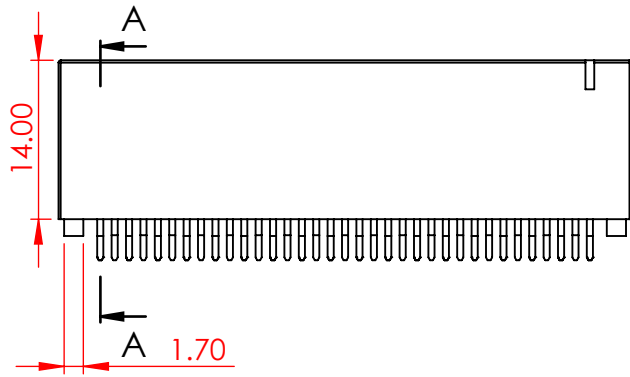
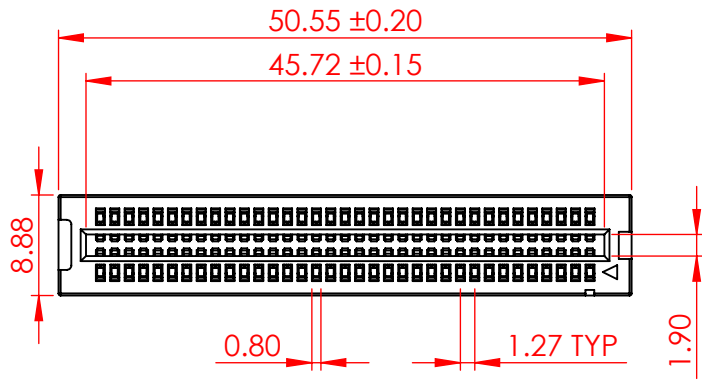


| TOLERANCE<br>UNLESS OTHERWISE<br>SPECIFIED |       |
|--|-------|
| 0-10                                       | ±0.20 |
| 10-30                                      | ±0.30 |
| 30-100                                     | ±0.40 |

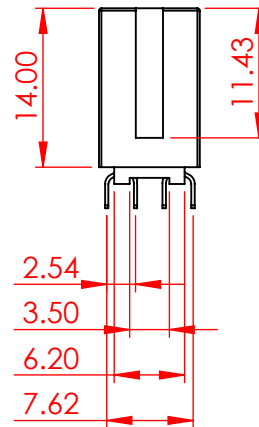
THIS IS A C.A.D. GENERATED DRAWING  
DO NOT MAKE MANUAL REVISIONS TO MASTER.



| ISSUE NUMBER |               |
|--------------|---------------|
| ORIGINAL     | ①             |
| ADD CODE 99  |               |
| J.L.         | MAR.22/2024 ② |



SECTION A-A  
SCALE 3 : 2



**SPECIFICATIONS:**

**MATERIAL:** HI-TEMP THERMOPLASTIC, PPS  
**CONTACT:** COPPER ALLOY  
**PLATING:** 30µ" GOLD PLATING ON CONTACT AREA, TIN PLATING ON SOLDERING AREA

**ELECTRICAL**  
**VOLTAGE RATING:** 250 VAC RMS  
**CURRENT RATING:** 1A  
**DIELECTRIC**  
**WITHSTANDING VOLTAGE:** 500VAC RMS 60Hz FOR 60s  
**INSULATION RESISTANCE:** 1000 MEGA OHMS MIN AT 500VDC  
**CONTACT RESISTANCE:** 30 mOHMS MAX

**MECHANICAL**  
**RETENTION FORCE:** 460g MIN PER CONTACT  
**INSERTION FORCE:** 230g MAX PER CONTACT PAIR  
**WITHDRAWAL FORCE:** 15g MIN PER CONTACT PAIR

**ENVIRONMENTAL**  
**TEMPERATURE RANGE:** -55°C TO +105°C

**802 SERIES CARD EDGE CONNECTOR**

|                     |                 |                |
|---------------------|-----------------|----------------|
| ACAD REFERENCE NO.: | 802 Assembly    | UNIT: MM       |
| DRAWN:              | J.L.            | DATE: 06/06/23 |
| CHECKED:            | R.S.M.          | DATE: 04/09/24 |
| SCALE:              | 3:2             | SHEET 1 OF 2   |
| DRAWING NUMBER:     | 802-070-621-201 | ISSUE          |
| PART NUMBER:        | 802-070-621-201 | 2              |



THIS SERIES FULLY CONFORMS TO  
THE EUROPEAN UNION DIRECTIVES  
2011/65/EU FOR RoHS COMPLIANCY.



EDAC INC  
TORONTO, ONTARIO  
CANADA  
YOUR CONNECTION TO QUALITY & SERVICE

THESE DRAWINGS AND SPECIFICATIONS  
ARE THE PROPERTY OF EDAC INC., AND  
SHALL NOT BE REPRODUCED, OR COPIED  
OR USED AS THE BASIS FOR THE  
MANUFACTURE OR SALE OF APPARATUS  
WITHOUT WRITTEN PERMISSION.

| No. of Positions | Contact Code    |                 |                  |                  |                  |
|------------------|-----------------|-----------------|------------------|------------------|------------------|
|                  | Contact Code 21 | Contact Code 58 | Contact Code 99  |                  |                  |
|                  |                 |                 | Mounting Code 01 | Mounting Code 05 | Mounting Code 06 |
| Dimension A      |                 | Dimension C     |                  |                  |                  |
| 4                | 1.27            | 1.27            | 1.27             | 5.08             | N/A              |
| 6                | 2.54            | 2.54            | 2.54             | 6.35             | N/A              |
| 8                | 3.81            | 3.81            | 3.81             | 7.62             | 7.62             |
| 10               | 5.08            | 5.08            | 5.08             | 8.89             | 8.89             |
| 12               | 6.35            | 6.35            | 6.35             | 10.16            | 10.16            |
| 14               | 7.62            | 7.62            | 7.62             | 11.43            | N/A              |
| 16               | 8.89            | 8.89            | 8.89             | 12.70            | 12.70            |
| 20               | 11.43           | 11.43           | 11.43            | 15.24            | 15.24            |
| 22               | 12.70           | 12.70           | 12.70            | 16.51            | N/A              |
| 24               | 13.97           | 13.97           | 13.97            | 17.78            | N/A              |
| 26               | 15.24           | 15.24           | 15.24            | 19.05            | N/A              |
| 30               | 17.78           | 17.78           | 17.78            | 21.59            | N/A              |
| 32               | 19.05           | 19.05           | 19.05            | 22.86            | N/A              |
| 36               | 21.59           | 21.59           | 21.59            | 25.40            | N/A              |
| 40               | 24.13           | 24.13           | 24.13            | 27.94            | 27.94            |
| 48               | 29.21           | 29.21           | 29.21            | 33.02            | N/A              |
| 50               | 30.48           | 30.48           | 30.48            | 34.29            | 34.29            |
| 52               | 31.75           | 31.75           | 31.75            | 35.56            | N/A              |
| 60               | 36.83           | 36.83           | 36.83            | 40.64            | 40.64            |
| 68               | 41.91           | N/A             | 41.91            | 45.72            | N/A              |
| 70               | 43.18           | N/A             | 43.18            | 46.99            | N/A              |
| 80               | 49.53           | 49.53           | 49.53            | 53.34            | 53.34            |
| 100              | 62.23           | N/A             | 62.23            | 66.04            | N/A              |
| 110              | 68.58           | N/A             | 68.58            | 72.39            | N/A              |
| 120              | 74.93           | N/A             | 74.93            | 78.74            | 78.74            |
| 124              | 77.47           | N/A             | 77.47            | 81.28            | N/A              |

N/A = NOT AVAILABLE



THIS SERIES FULLY CONFORMS TO THE EUROPEAN UNION DIRECTIVES 2011/65/EU FOR RoHS COMPLIANCY.



YOUR CONNECTION TO QUALITY & SERVICE

EDAC INC  
TORONTO, ONTARIO  
CANADA

THESE DRAWINGS AND SPECIFICATIONS ARE THE PROPERTY OF EDAC INC., AND SHALL NOT BE REPRODUCED, OR COPIED OR USED AS THE BASIS FOR THE MANUFACTURE OR SALE OF APPARATUS WITHOUT WRITTEN PERMISSION.

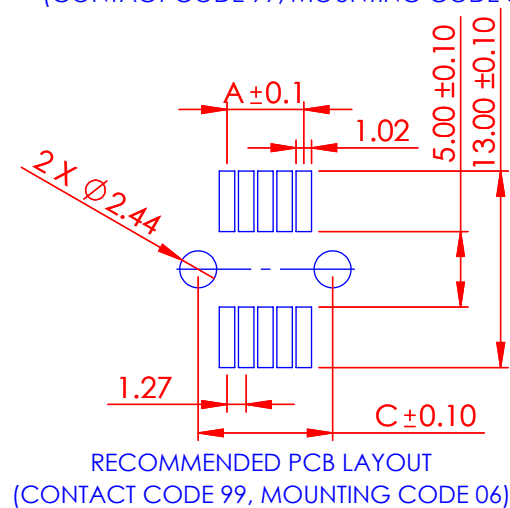
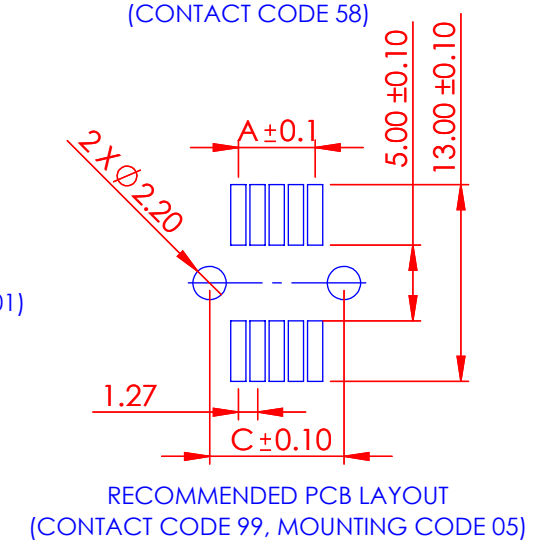
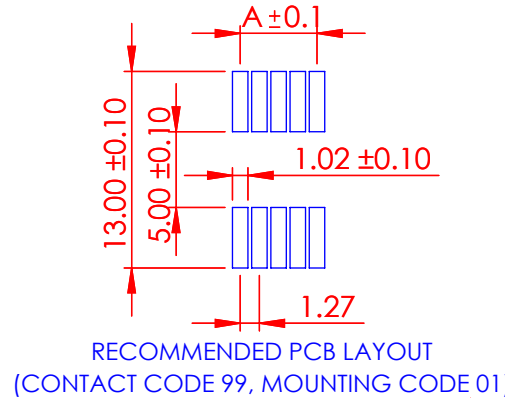
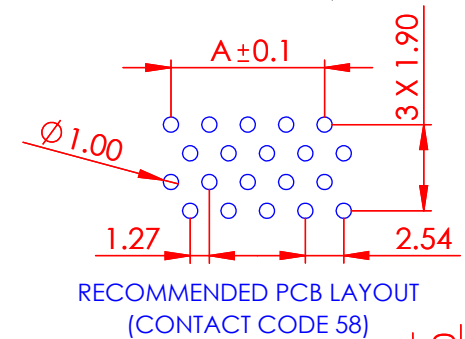
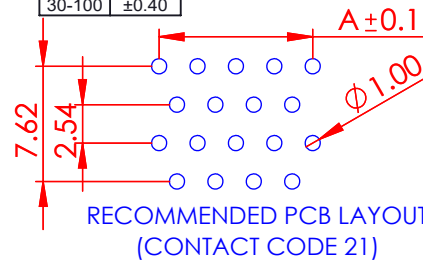
| TOLERANCE UNLESS OTHERWISE SPECIFIED |       |
|--------------------------------------|-------|
| 0-10                                 | ±0.20 |
| 10-30                                | ±0.30 |
| 30-100                               | ±0.40 |

THIS IS A C.A.D. GENERATED DRAWING  
DO NOT MAKE MANUAL REVISIONS TO MASTER.



ISSUE NUMBER

SEE PAGE 1



802-070-621-201

MOUNTING CODE

CONTACT CODE

### 802 SERIES CARD EDGE CONNECTOR

|                     |                 |                |
|---------------------|-----------------|----------------|
| ACAD REFERENCE NO.: | 802 Assembly    | UNIT: MM       |
| DRAWN:              | J.L.            | DATE: 06/06/23 |
| CHECKED:            | R.S.M.          | DATE: 04/09/24 |
| SCALE:              | 1:1             | SHEET 2 OF 2   |
| DRAWING NUMBER:     | 802-070-621-201 | ISSUE          |
| PART NUMBER:        | 802-070-621-201 | 2              |