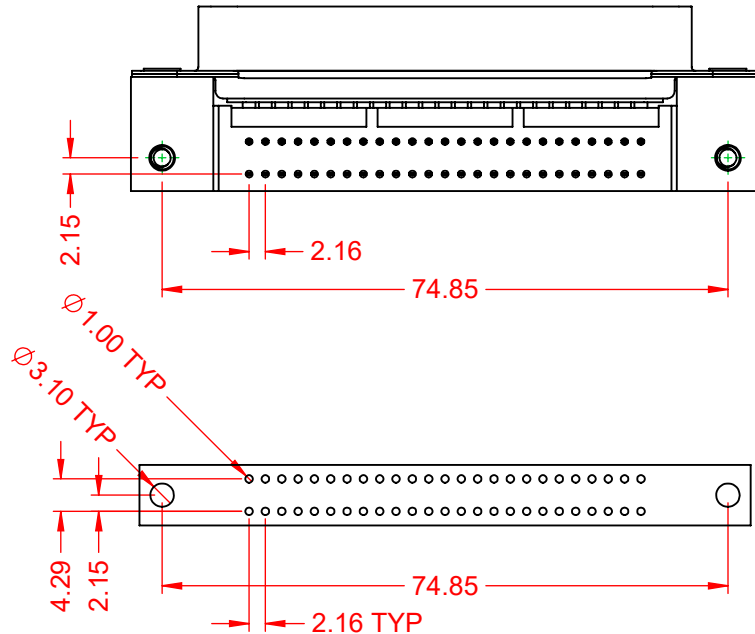
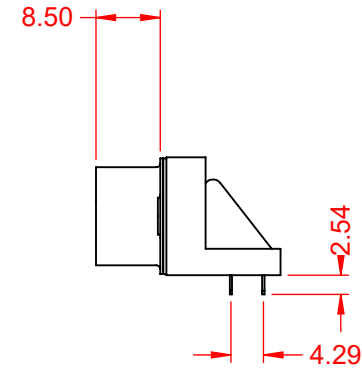
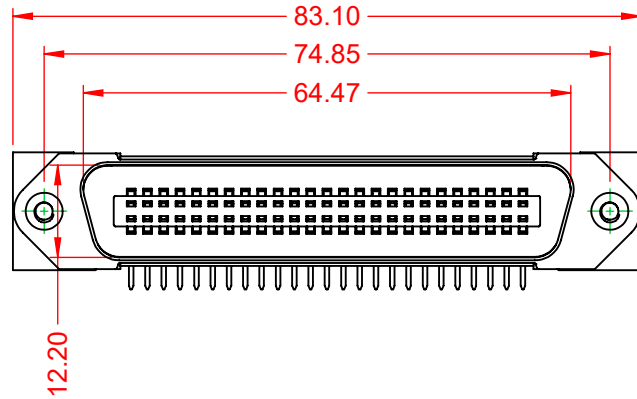


TOLERANCE UNLESS OTHERWISE SPECIFIED	
.X	±0.38
.XX	±0.25
.XXX	±0.13

THIS IS A C.A.D. GENERATED DRAWING
DO NOT MAKE MANUAL REVISIONS TO MASTER.



ISSUE NUMBER	
ORIGINAL	①



SUGGESTED PCB LAYOUT

NOTE:

ELECTRICAL SPECIFICATIONS:

VOLTAGE RATING: 250V AC(RMS) MAX.
 CURRENT RATING: 1A per CONTACT
 CONTACT RESISTANCE: 30mΩ MAX.
 INSULATOR RESISTANCE: 1000MΩ min.
 DIELECTRIC WITHSTANDING VOLTAGE: 1000V AC(RMS)
 OPERATING TEMPERATURE: -55°C ~ 105°C

MATERIAL & FINISH:

HOUSING: PBT UL94V-0
 SHELL: SPCC, NICKEL PLATED
 CONTACTS: COPPER ALLOY, GOLD PLATED OVER NICKEL ON CONTACT AREA
 HARDWARE: COPPER ALLOY, NICKEL PLATED



THIS SERIES FULLY CONFORMS TO
THE EUROPEAN UNION DIRECTIVES
2011/65/EU FOR RoHS COMPLIANCY.



EDAC INC
TORONTO, ONTARIO
CANADA
YOUR CONNECTION TO QUALITY & SERVICE

THESE DRAWINGS AND SPECIFICATIONS
ARE THE PROPERTY OF EDAC INC., AND
SHALL NOT BE REPRODUCED, OR COPIED
OR USED AS THE BASIS FOR THE
MANUFACTURE OR SALE OF APPARATUS
WITHOUT WRITTEN PERMISSION.

B57 CENTRONICS CONNECTOR

ACAD REFERENCE NO.: B57 Assembly	
DRAWN: C.B	DATE: June 17, 2020
CHECKED:	DATE:
SCALE: 1:1	SHEET 1 OF 1
DRAWING NUMBER: B57 Assembly	ISSUE
PART NUMBER: B57-150-6611302	1