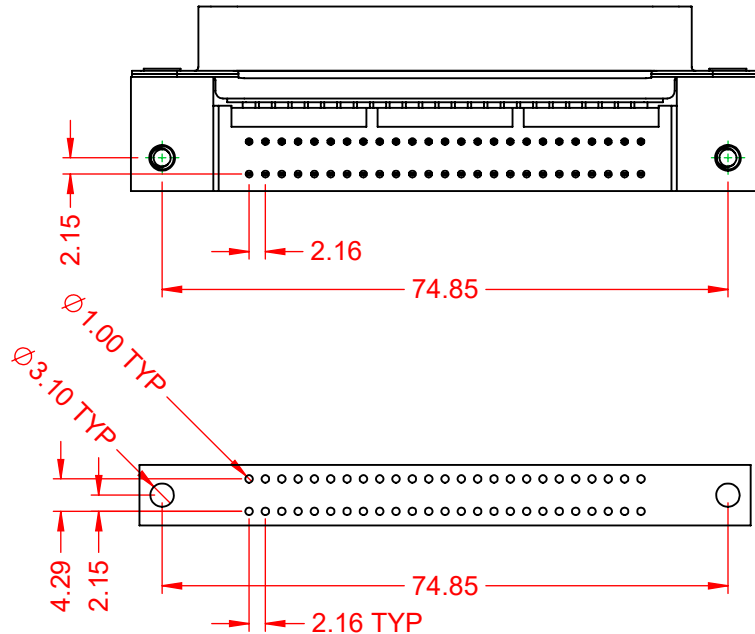
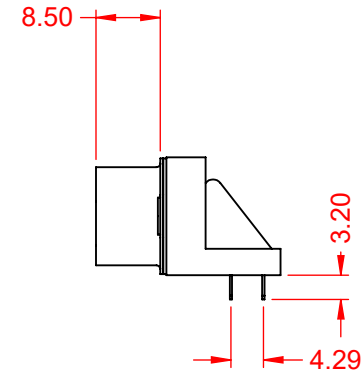
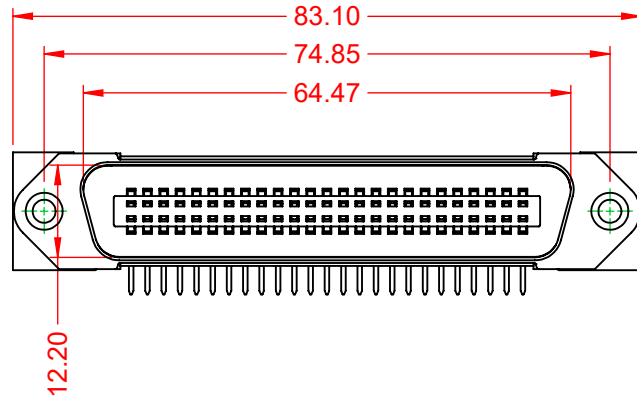


TOLERANCE UNLESS OTHERWISE SPECIFIED	
.X	±0.38
.XX	±0.25
.XXX	±0.13

THIS IS A C.A.D. GENERATED DRAWING  
DO NOT MAKE MANUAL REVISIONS TO MASTER.



ISSUE NUMBER	
ORIGINAL	①



SUGGESTED PCB LAYOUT

**NOTE:**

**ELECTRICAL SPECIFICATIONS:**

VOLTAGE RATING:	250V AC(RMS) MAX.
CURRENT RATING:	1A per CONTACT
CONTACT RESISTANCE:	30mΩ MAX.
INSULATOR RESISTANCE:	1000MΩ min.
DIELECTRIC WITHSTANDING VOLTAGE:	1000V AC(RMS)
OPERATING TEMPERATURE:	-55°C ~ 105°C

**MATERIAL & FINISH:**

HOUSING:	PBT UL94V-0
SHELL:	SPCC, NICKEL PLATED
CONTACTS:	COPPER ALLOY, GOLD PLATED OVER NICKEL ON CONTACT AREA
HARDWARE:	COPPER ALLOY, NICKEL PLATED



THIS SERIES FULLY CONFORMS TO  
THE EUROPEAN UNION DIRECTIVES  
2011/65/EU FOR RoHS COMPLIANCY.



YOUR CONNECTION TO QUALITY & SERVICE

EDAC INC  
TORONTO, ONTARIO  
CANADA

THESE DRAWINGS AND SPECIFICATIONS  
ARE THE PROPERTY OF EDAC INC., AND  
SHALL NOT BE REPRODUCED, OR COPIED  
OR USED AS THE BASIS FOR THE  
MANUFACTURE OR SALE OF APPARATUS  
WITHOUT WRITTEN PERMISSION.

**B57 CENTRONICS CONNECTOR**

ACAD REFERENCE NO.: B57 Assembly	
DRAWN: C.B	DATE: June 17, 2020
CHECKED:	DATE:
SCALE: 1:1	SHEET 1 OF 1
DRAWING NUMBER: B57 Assembly	ISSUE
PART NUMBER: B57-150-6621702	1