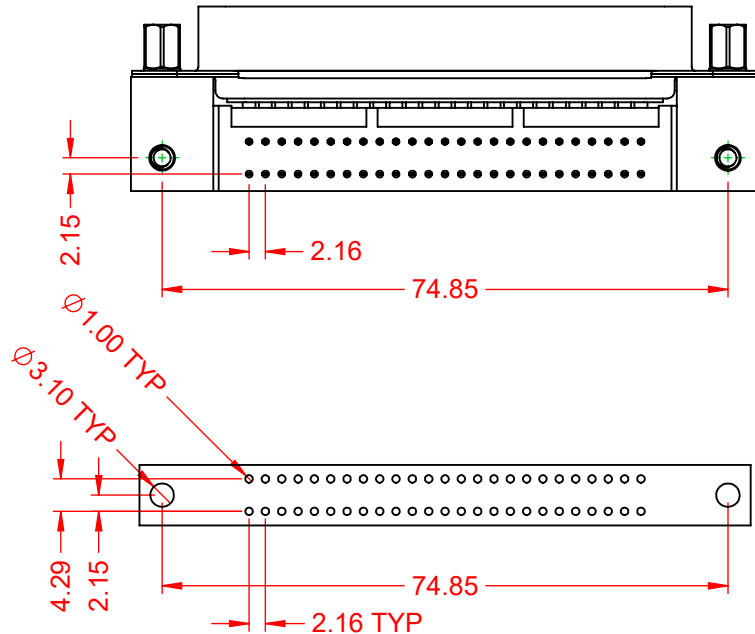
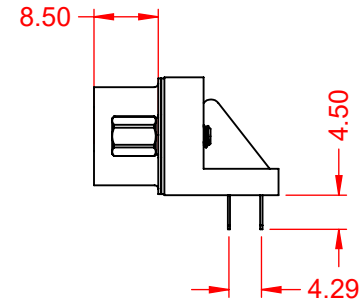
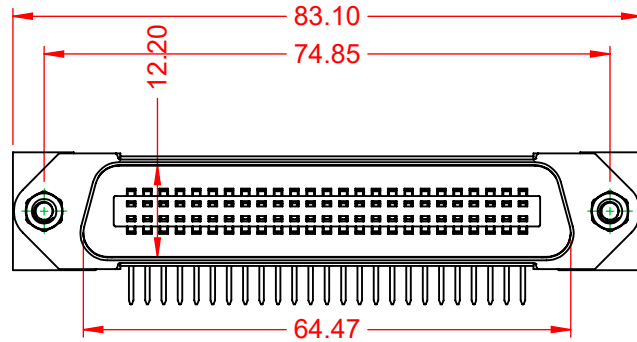


| TOLERANCE UNLESS OTHERWISE SPECIFIED | |
|--|-------|
| .X | ±0.38 |
| .XX | ±0.25 |
| .XXX | ±0.13 |

THIS IS A C.A.D. GENERATED DRAWING
DO NOT MAKE MANUAL REVISIONS TO MASTER.



| ISSUE NUMBER | |
|--------------|---|
| ORIGINAL | ① |



SUGGESTED PCB LAYOUT

NOTE:

ELECTRICAL SPECIFICATIONS:

| | |
|----------------------------------|-------------------|
| VOLTAGE RATING: | 250V AC(RMS) MAX. |
| CURRENT RATING: | 1A per CONTACT |
| CONTACT RESISTANCE: | 30mΩ MAX. |
| INSULATOR RESISTANCE: | 1000MΩ min. |
| DIELECTRIC WITHSTANDING VOLTAGE: | 1000V AC(RMS) |
| OPERATING TEMPERATURE: | -55°C ~ 105°C |

MATERIAL & FINISH:

| | |
|-----------|---|
| HOUSING: | PBT UL94V-0 |
| SHELL: | SPCC, NICKEL PLATED |
| CONTACTS: | COPPER ALLOY, GOLD PLATED OVER NICKEL ON CONTACT AREA |
| HARDWARE: | COPPER ALLOY, NICKEL PLATED |



THIS SERIES FULLY CONFORMS TO
THE EUROPEAN UNION DIRECTIVES
2011/65/EU FOR RoHS COMPLIANCY.



YOUR CONNECTION TO QUALITY & SERVICE

EDAC INC
TORONTO, ONTARIO
CANADA

THESE DRAWINGS AND SPECIFICATIONS
ARE THE PROPERTY OF EDAC INC., AND
SHALL NOT BE REPRODUCED, OR COPIED
OR USED AS THE BASIS FOR THE
MANUFACTURE OR SALE OF APPARATUS
WITHOUT WRITTEN PERMISSION.

B57 CENTRONICS CONNECTOR

| | |
|----------------------------------|---------------------|
| ACAD REFERENCE NO.: B57 Assembly | |
| DRAWN: C.B | DATE: June 17, 2020 |
| CHECKED: | DATE: |
| SCALE: 1:1 | SHEET 1 OF 1 |
| DRAWING NUMBER: B57 Assembly | ISSUE |
| PART NUMBER: B57-150-6651F22 | 1 |