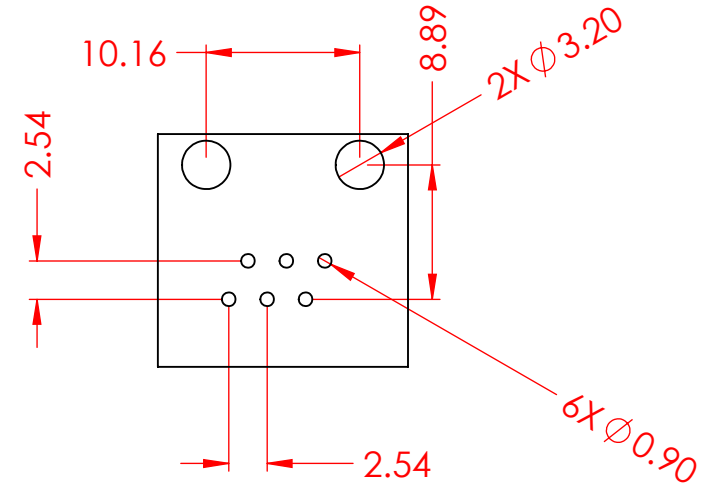
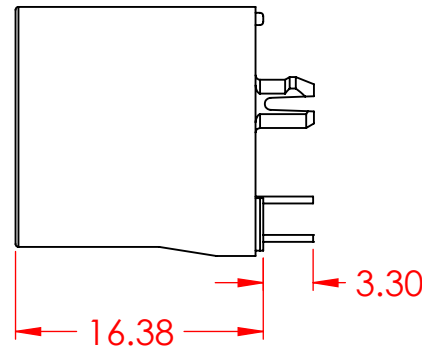
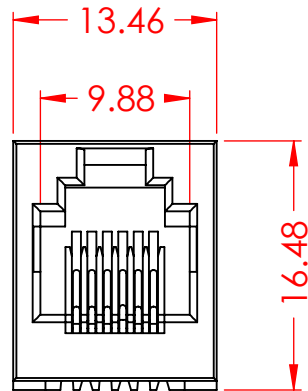


TOLERANCE UNLESS OTHERWISE SPECIFIED	
.X	±0.25
.XX	±0.13
.XXX	±0.05

THIS IS A C.A.D. GENERATED DRAWING  
DO NOT MAKE MANUAL REVISIONS TO MASTER.



ISSUE NUMBER  
ORIGINAL ①



RECOMMENDED PCB LAYOUT

NOTES:

MATERIAL:

HOUSING: PBT, UL94V-0, BLACK COLOR

CONTACT: PHOSPHOR BRONZE PLATED WITH SELECTIVE  
GOLD PLATING AND 15μ" OF GOLD ON CONTACT AREA

TEMPERATURE RANGE:

-40°C TO +85°C

DURABILITY:

750 CYCLES MIN

WAVE SOLDERING:

260°C±5°C FOR 5~10 SECONDS

MATING FORCE:

30N MAX

VOLTAGE RATING:

125V rms

CURRENT RATING:

1.5A

CONTACT RESISTANCE:

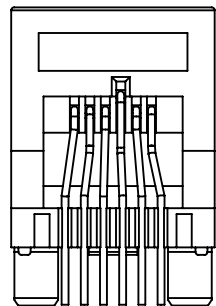
20mΩ MAX

INSULATION RESISTANCE:

1000 MΩ MIN

DIELECTRIC WITHSTANDING: 1000V AC / 1500V DC

AT 0.5mA, 50Hz / 60Hz FOR 1 MINUTE



THIS SERIES FULLY CONFORMS TO  
THE EUROPEAN UNION DIRECTIVES  
2011/65/EU FOR RoHS COMPLIANCY.



YOUR CONNECTION TO QUALITY & SERVICE

EDAC INC  
TORONTO, ONTARIO  
CANADA

THESE DRAWINGS AND SPECIFICATIONS  
ARE THE PROPERTY OF EDAC INC., AND  
SHALL NOT BE REPRODUCED, OR COPIED  
OR USED AS THE BASIS FOR THE  
MANUFACTURE OR SALE OF APPARATUS  
WITHOUT WRITTEN PERMISSION.

RJ11, TOP ENTRY

ACAD REFERENCE NO.: J24 Assembly

DRAWN: Y.ZHANG

DATE: DEC.13/2019

CHECKED:

DATE:

SCALE: 2:1

SHEET 1 OF 1

DRAWING NUMBER: J24 Assembly

ISSUE

PART NUMBER: J24016631P00031

1