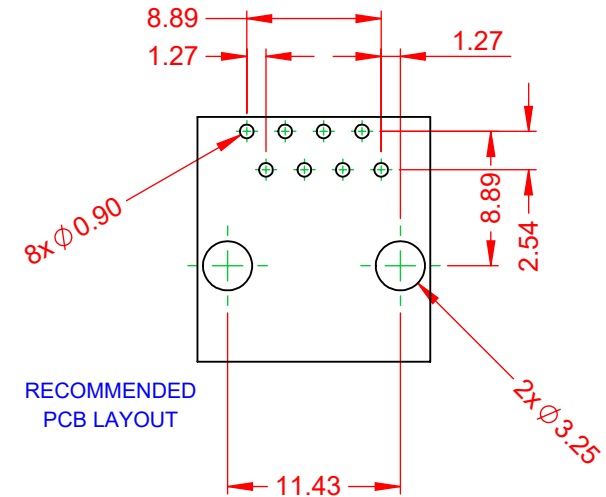
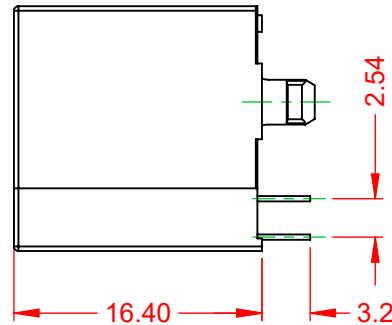
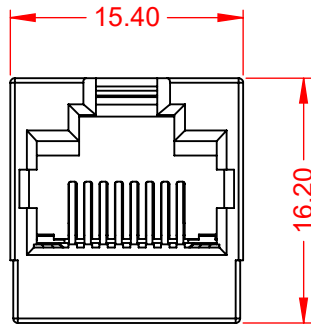


TOLERANCE UNLESS OTHERWISE SPECIFIED	
.X	±0.25
.XX	±0.15
.XXX	±0.05

THIS IS A C.A.D. GENERATED DRAWING  
DO NOT MAKE MANUAL REVISIONS TO MASTER.



ISSUE NUMBER	
ORIGINAL	1



#### NOTES:

##### 1. MATERIALS:

INSULATOR:

PBT, BLACK, UL 94V-0

CONTACT:

PHOSPHOR BRONZE,

SELECT 15µ" GOLD PLATING ON CONTACT AREA

TIN ON TAILS OVER NICKEL

##### 2. VOLTAGE RATING:

125 VAC RMS

##### 3. CURRENT RATING:

1.5 AMPS @25°C

##### 4. CONTACT RESISTANCE:

20mΩ MAX

##### 5. INSULATOR RESISTANCE:

1000 MΩ MIN @ 500V DC

##### 6. DIELECTRIC WITHSTANDING:

1500VDC CONTACT TO CONTACT OR

1500VDC CONTACT TO SCREEN AND TEST PANEL

@0.5mA 50Hz OR 60Hz 1 MIN

##### 7. DURABILITY:

750 CYCLES MIN

##### 8. MATING/UNMATING FORCE:

30N/3.06KG MAX

##### 9. RETENTION STRENGTH:

50N MIN FOR 60 S +15 S

##### 10. OPERATING TEMP:

-40°C TO +85°C

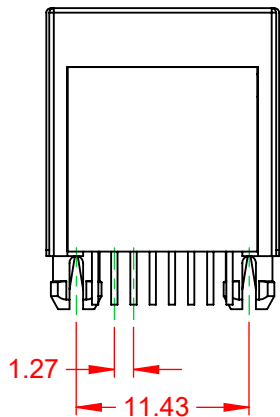
##### 11. STORAGE TEMP:

-40°C TO +85°C RELATIVE HUMIDITY <80%

##### 12. WAVE SOLDERING TEMP:

260±15°C FOR 5~10 SECONDS

MATES WITH MODULAR PLUG CONFORMING TO FCC PART 68, SUBPART F.



THIS SERIES FULLY CONFORMS TO  
THE EUROPEAN UNION DIRECTIVES  
2011/65/EU FOR RoHS COMPLIANCY.



EDAC INC  
TORONTO, ONTARIO  
CANADA  
YOUR CONNECTION TO QUALITY & SERVICE

THESE DRAWINGS AND SPECIFICATIONS  
ARE THE PROPERTY OF EDAC INC., AND  
SHALL NOT BE REPRODUCED, OR COPIED  
OR USED AS THE BASIS FOR THE  
MANUFACTURE OR SALE OF APPARATUS  
WITHOUT WRITTEN PERMISSION.

ACAD REFERENCE NO.: J2K Assembly	
DRAWN: Y.Z	DATE: DEC. 11/2019
CHECKED:	DATE:
SCALE: 2:1	SHEET 1 OF 1
DRAWING NUMBER: J2K Assembly	ISSUE
PART NUMBER: J2K018831P00031	1