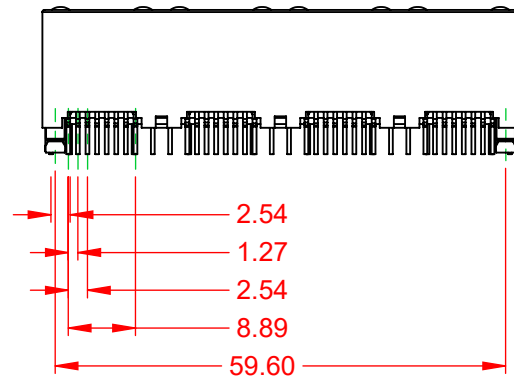
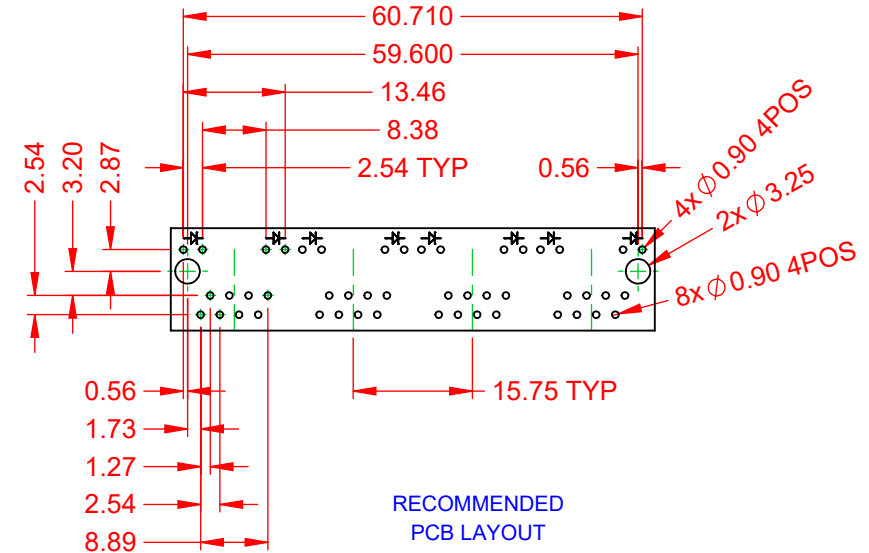
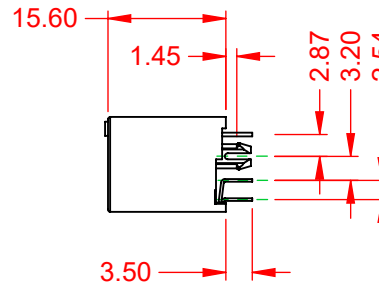
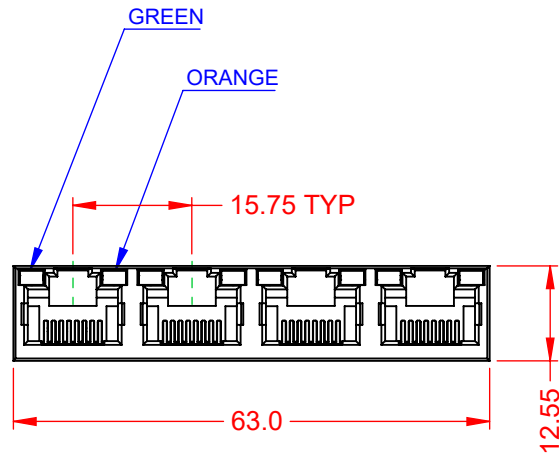


TOLERANCE UNLESS OTHERWISE SPECIFIED	
.X	±0.25
.XX	±0.13
.XXX	±0.05

THIS IS A C.A.D. GENERATED DRAWING  
DO NOT MAKE MANUAL REVISIONS TO MASTER.



ISSUE NUMBER	
ORIGINAL	①



#### NOTES:

##### 1. MATERIALS:

INSULATOR:

CONTACT:

NYLON, BLACK, UL 94V-0

PHOSPHOR BRONZE,

SELECT GOLD FLASH PLATING ON CONTACT AREA

TIN ON TAILS OVER NICKEL

##### 2. VOLTAGE RATING:

150 VAC RMS

##### 3. CURRENT RATING:

1.5 AMPS @25°C

##### 4. CONTACT RESISTANCE:

20mΩ MAX

##### 5. INSULATOR RESISTANCE:

1000MΩ MIN @ 500V DC

##### 5. DIELECTRIC WITHSTANDING:

1000V AC CONTACT TO CONTACT

@0.5mA 50Hz OR 60Hz 60s

##### 6. DURABILITY:

750 CYCLES MIN

##### 7. MATING/UNMATING FORCE:

30N/3.06KG MAX

##### 8. RETENTION STRENGTH:

50N MIN FOR 60s ±5s

##### 9. OPERATING TEMP:

-40°C TO +85°C

##### 10. STORAGE TEMP:

-40°C TO +85°C RELATIVE HUMIDITY <80%

MATES WITH MODULAR PLUG CONFORMING TO FCC PART 68, SUBPART F.



THIS SERIES FULLY CONFORMS TO  
THE EUROPEAN UNION DIRECTIVES  
2011/65/EU FOR RoHS COMPLIANCY.



YOUR CONNECTION TO QUALITY & SERVICE

EDAC INC  
TORONTO, ONTARIO  
CANADA

THESE DRAWINGS AND SPECIFICATIONS  
ARE THE PROPERTY OF EDAC INC., AND  
SHALL NOT BE REPRODUCED, OR COPIED  
OR USED AS THE BASIS FOR THE  
MANUFACTURE OR SALE OF APPARATUS  
WITHOUT WRITTEN PERMISSION.

## RJ45, VERTICAL PCB MOUNT, 4 PORTS

ACAD REFERENCE NO.: J2W Assembly

DRAWN: Y.Z

DATE: November 25, 2019

CHECKED:

DATE:

SCALE: 2:1

SHEET 1 OF 1

DRAWING NUMBER: J2W Assembly

ISSUE

PART NUMBER: J2W048821N34031

1