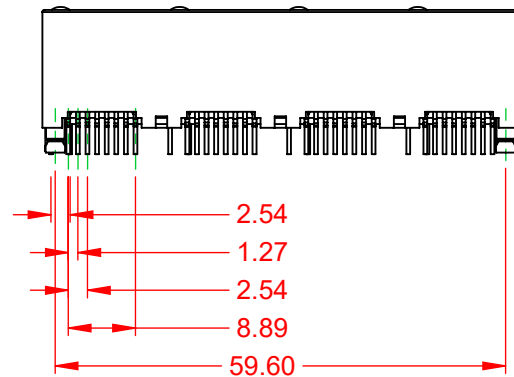
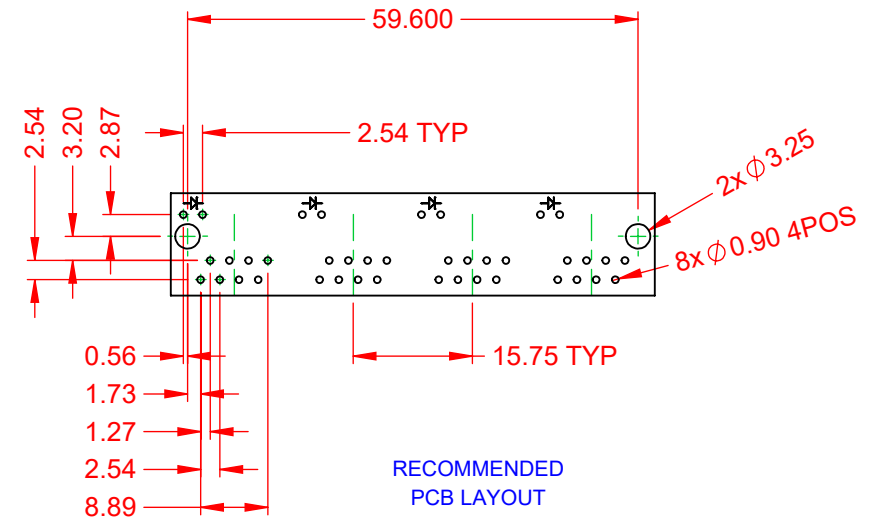
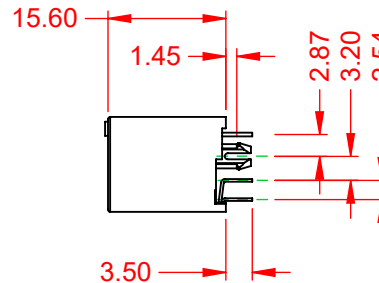
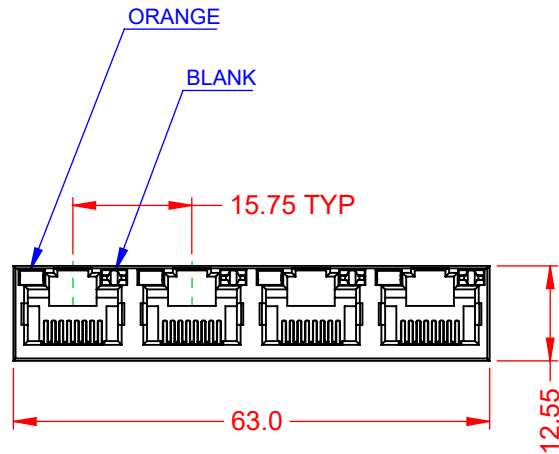


TOLERANCE UNLESS OTHERWISE SPECIFIED	
.X	±0.25
.XX	±0.13
.XXX	±0.05

THIS IS A C.A.D. GENERATED DRAWING
DO NOT MAKE MANUAL REVISIONS TO MASTER.



ISSUE NUMBER	
ORIGINAL	①



NOTES:

- MATERIALS:
INSULATOR: NYLON, BLACK, UL 94V-0
CONTACT: PHOSPHOR BRONZE, SELECT GOLD FLASH PLATING ON CONTACT AREA
TIN ON TAILS OVER NICKEL
- VOLTAGE RATING: 150 VAC RMS
- CURRENT RATING: 1.5 AMPS @25°C
- CONTACT RESISTANCE: 20mΩ MAX
- INSULATOR RESISTANCE: 1000MΩ MIN @ 500V DC
- DIELECTRIC WITHSTANDING: 1000V AC CONTACT TO CONTACT @0.5mA 50Hz OR 60Hz 60s
- DURABILITY: 750 CYCLES MIN
- MATING/UNMATING FORCE: 30N/3.06KG MAX
- RETENTION STRENGTH: 50N MIN FOR 60s ±5s
- OPERATING TEMP: -40°C TO +85°C
- STORAGE TEMP: -40°C TO +85°C RELATIVE HUMIDITY <80%

MATES WITH MODULAR PLUG CONFORMING TO FCC PART 68, SUBPART F.



THIS SERIES FULLY CONFORMS TO
THE EUROPEAN UNION DIRECTIVES
2011/65/EU FOR RoHS COMPLIANCY.



EDAC INC
TORONTO, ONTARIO
CANADA
YOUR CONNECTION TO QUALITY & SERVICE

THESE DRAWINGS AND SPECIFICATIONS
ARE THE PROPERTY OF EDAC INC., AND
SHALL NOT BE REPRODUCED, OR COPIED
OR USED AS THE BASIS FOR THE
MANUFACTURE OR SALE OF APPARATUS
WITHOUT WRITTEN PERMISSION.

RJ45, VERTICAL PCB MOUNT, 4 PORTS

ACAD REFERENCE NO.: J2W Assembly

DRAWN: Y.Z

DATE: November 25, 2019

CHECKED:

DATE:

SCALE: 2:1

SHEET 1 OF 1

DRAWING NUMBER: J2W Assembly

ISSUE

PART NUMBER: J2W048821N40031

1