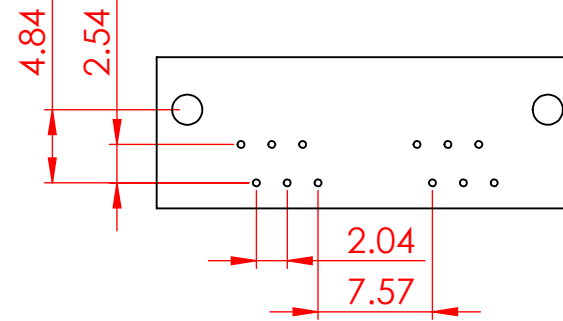
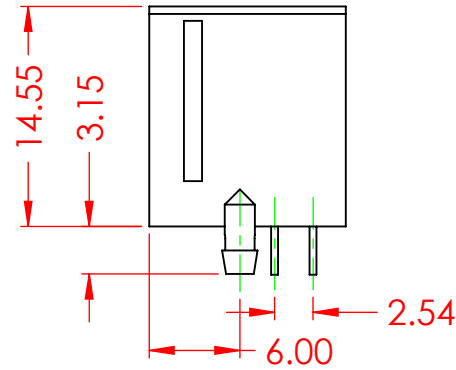
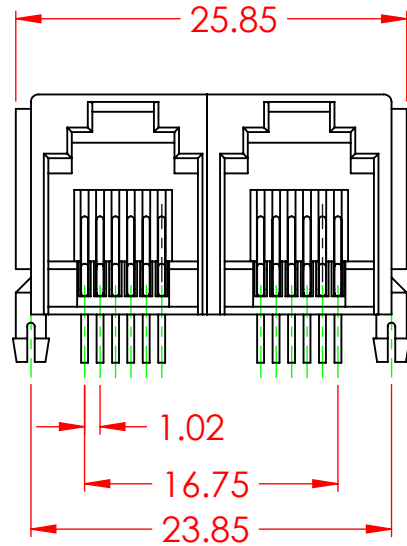


TOLERANCE UNLESS OTHERWISE SPECIFIED	
.X	±0.25
.XX	±0.13
.XXX	±0.05

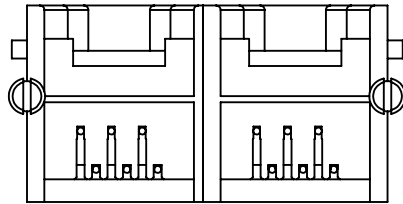
THIS IS A C.A.D. GENERATED DRAWING  
DO NOT MAKE MANUAL REVISIONS TO MASTER.



ISSUE NUMBER	
ORIGINAL	①



RECOMMENDED PCB LAYOUT



NOTES:

1. MATERIALS:

INSULATOR: PBT, BLACK, UL 94V-0

CONTACT: PHOSPHOR BRONZE, SELECT 15µ" GOLD PLATING ON CONTACT AREA

TIN ON TAILS OVER NICKEL



THIS SERIES FULLY CONFORMS TO  
THE EUROPEAN UNION DIRECTIVES  
2011/65/EU FOR RoHS COMPLIANCY.



YOUR CONNECTION TO QUALITY & SERVICE

EDAC INC  
TORONTO, ONTARIO  
CANADA

THESE DRAWINGS AND SPECIFICATIONS  
ARE THE PROPERTY OF EDAC INC., AND  
SHALL NOT BE REPRODUCED, OR COPIED  
OR USED AS THE BASIS FOR THE  
MANUFACTURE OR SALE OF APPARATUS  
WITHOUT WRITTEN PERMISSION.

<b>RJ45, RIGHT ANGLE</b>	ACAD REFERENCE NO.: J53 Assembly	
	DRAWN: Y.Z	DATE: DEC.20/2019
	CHECKED:	DATE:
	SCALE: 2:1	SHEET 1 OF 1
	DRAWING NUMBER: J53 Assembly	ISSUE
	PART NUMBER: J53026632P00013	1