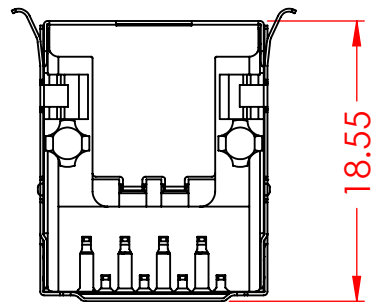
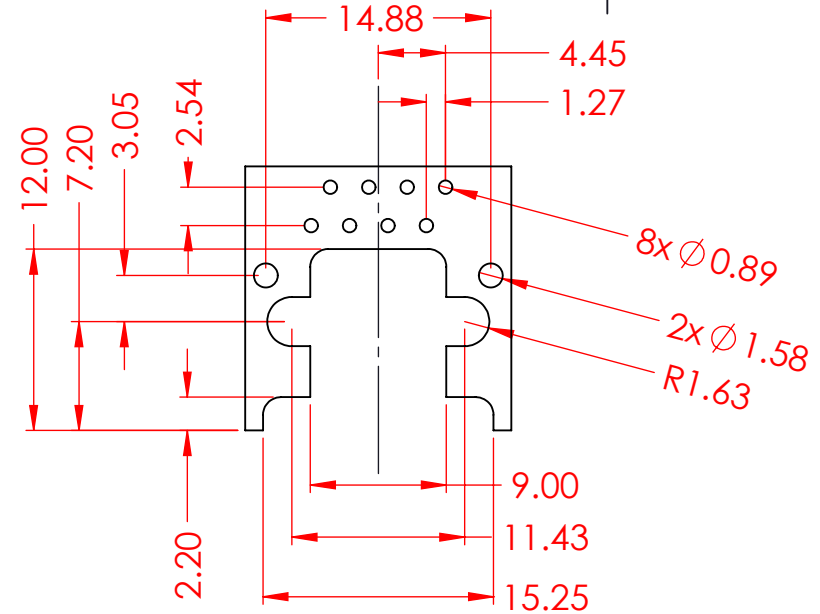
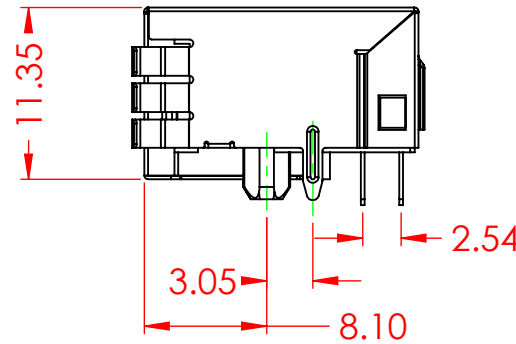
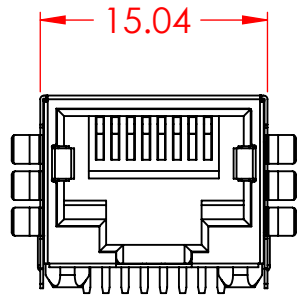


| TOLERANCE UNLESS OTHERWISE SPECIFIED | |
|--|-------|
| .X | ±0.25 |
| .XX | ±0.13 |
| .XXX | ±0.05 |

THIS IS A C.A.D. GENERATED DRAWING
DO NOT MAKE MANUAL REVISIONS TO MASTER.



ISSUE NUMBER
ORIGINAL ①



RECOMMENDED PCB LAYOUT

NOTES:

- MATERIALS:
HOUSING: LCP, UL94 V-0, BLACK COLOR
CONTACTS: PHOSPHOR BRONZE, GOLD FLASH PLATING
MATTE TIN IN SOLDER AREA, ALL OVER NICKEL UNDERPLATING
- MATING/UNMATING FORCE: 22N/2.27KG MAX
- RETENTION STRENGTH: 57.83N MIN
- ELECTRICAL PROPERTIES
VOLTAGE RATING: 125 VAC RMS
CURRENT RATING: 1.5 AMP
CONTACT RESISTANCE: 45 MILLIOHMS MAX
INSULATION RESISTANCE: 500 MEGOHMS MIN
DIELECTRIC WITHSTANDING: 1000 V
- STORAGE TEMPERATURE: -40°C TO +85°C
OPERATING TEMPERATURE: 0°C TO +70°C



THIS SERIES FULLY CONFORMS TO
THE EUROPEAN UNION DIRECTIVES
2011/65/EU FOR RoHS COMPLIANCY.



YOUR CONNECTION TO QUALITY & SERVICE

EDAC INC
TORONTO, ONTARIO
CANADA

THESE DRAWINGS AND SPECIFICATIONS
ARE THE PROPERTY OF EDAC INC., AND
SHALL NOT BE REPRODUCED, OR COPIED
OR USED AS THE BASIS FOR THE
MANUFACTURE OR SALE OF APPARATUS
WITHOUT WRITTEN PERMISSION.

RJ45, RIGHT ANGLE

| | |
|----------------------------------|--------------------|
| ACAD REFERENCE NO.: J9Q Assembly | |
| DRAWN: Y.Z | DATE: DEC. 18/2019 |
| CHECKED: | DATE: |
| SCALE: 2:1 | SHEET 1 OF 1 |
| DRAWING NUMBER: J9Q Assembly | ISSUE |
| PART NUMBER: J9Q018832N00202 | 1 |